


BEGONIA HANGING BASKET

Creative Commons 4.0 NC SA BY FREE DISTRIBUTION ONLY - NOT FOR SALE



ONLY
10c

(GENUINE
BELGIUM
PENDULA
BEGONIA)

**Starts A
Valuable Short
Trial Membership
In World's
Largest
Gardening Club**

WHAT FLOWER-OF-THE-MONTH CLUB DOES FOR YOU

FOR INDOOR OR OUTDOOR PLANTING . . .

Easy Growing, Needs Little Sunlight

Here it is! A heavenly Red trailing Begonia . . . that blooms indoors with a myriad of exquisite red flowers which cascade over the hanging basket into a living "falls" of vivid color, enhanced by a background of fresh green foliage. Offer brings healthy large Belgium tuber plus a large 8" hanging basket with soft airy moss for lining. Produces the most colorful, gay and brilliant of all Indoor Gardens. Truly valuable . . . yours for only 10c when you fill out and mail the application blank below to start your trial membership in Flower-of-the-Month Club.

Nothing can match the thrill and satisfaction of growing flowers in your own garden. That's why Flower-of-the-Month Club is set up for flower lovers like yourself. Monthly selections matching the seasons are picked by our experts from rare and interesting garden stock gathered from all over the world. Our mass buying power means fantastically low, low prices for our members.

- You get FREE each month the interesting GARDEN NEWS Magazine with full color pictures announcing the following month's selection. You always have your choice each month of taking a month's selection or not. GARDEN NEWS also contains gardening hints, facts, useful tips, legends, and tells about other unusual and popular plants for the garden.
- Not only low price . . . but bonuses galore! With each Monthly selection you accept, you receive a Double Dividend Coupon . . . one part worth 50c toward other garden items offered each month . . . the other a Bonus Gift Coupon redeemable for valuable premiums illustrated in FREE Premium Catalog.
- No dues . . . no risk. You can drop your membership at any time after taking as few as 4 items within the next 12 months from over 100 selections, ranging in price from 75c up.
- FULLY GUARANTEED . . . if you are not satisfied with any item on inspection, return for credit or any selection not producing satisfactorily replaced FREE (2 year limit).
- Mail coupon below for the Begonia Basket . . . and the fun of a membership in Flower-of-the-Month Club.

TRIAL MEMBERSHIP APPLICATION

ORDER ON CREDIT

No Risk . . . Everything Guaranteed

FLOWER-OF-THE-MONTH CLUB is operated on the complete trust of its members. This entitles you to charge your merchandise and not pay for it until you have received and inspected your purchase. You get your valuable trial membership, your introductory Begonia Basket and your FREE GARDEN NEWS each month. We know you will be satisfied with the fine quality of each selection and as thousands of members have found out, you can make tremendous savings year after year. Join today by mailing coupon and 10c now.

**FLOWER-OF-THE-MONTH CLUB Dept. BT-1614
Grand Rapids, Michigan 49502**

Enclosed is 10c. Please send me the BEGONIA HANGING BASKET postpaid and enroll me as a member in Flower-of-the-Month Club. I will receive FREE each month the informative GARDEN NEWS announcing each month's selection and the low priced alternates available. If I do not want the selection, I merely return the reject form supplied. All I do is purchase a minimum of 4 items during the next 12 months after which I may drop at any time. I also receive a Double Dividend Coupon with each monthly selection. My membership entitles me to all other privileges and benefits including FREE GARDEN NEWS Magazine each month.

NAME _____

ADDRESS _____

CITY _____

STATE _____

ZIP _____

WORKBASKET®

and HOME ARTS MAGAZINE

Number 5 • Volume 33 • February, 1968 389

25c



Join this interesting friendly group of ladies

in WOMEN'S COMFORT MAGAZINE

— EVERY MONTH



*Each month this big, interesting publication will drop in like a friend coming into your home, to bring you word from a host of friendly, helpful, pleasant housewives eager to discuss and help on all kinds of interesting subjects!

Dear Friend:

Remember the old "Comfort" Magazine? This new magazine is all of that and MUCH, MUCH more!

Recently a reader remarked how our "Women's Comfort" magazine seemed like a ray of sunshine whenever it entered her home!

Its sole purpose is to bring entertainment into your home — add a bit of cheer to the day — make you want to forget the dishes and your housework for a few hours, whenever the postman delivers a new copy to your home.

Pure Comfort! Cheer! Entertainment! A bit of Joy! Am I being too rhapsodic in describing "Women's Comfort"? I don't know! But, I seem to feel that YOU may want to add adjectives of YOUR OWN after you fall under the spell of "Women's Comfort"!

It's a magazine written almost entirely by other readers. There are tested recipes, things to make from scraps, letters of exchange, help, advice or just plain gossip by "Women's Comfort" readers. Enjoy feature stories by "Women's Comfort" readers on their hobbies

and, some old poems you may wish to share, PLUS MANY OTHER FEATURES! If you feel better, if the sun seems to shine brighter after you have read "Women's Comfort", then our goal has been achieved!

On the other hand, if you feel that "Women's Comfort" isn't every bit as stimulating, as exciting as we have described it, you can have your money back in full at once.

\$2.00 buys a full year's subscription (that's less than 17¢ per month!) or we can give you a trial 6 month's subscription for just \$1.00.

Remember you have nothing to lose! Your money will be refunded instantly if the first issue that you receive doesn't meet with your approval. I'LL be very happy to have YOU join our little group! THANK YOU!

Editor, Women's Comfort

Women's Comfort
 P.O. Box 412 W2 10 Danvers, Mass. 01923
 Please enter my subscription for Women's Comfort for _____ 12 month's issues @ _____; _____ 6 month's @ \$1.00
 _____ed \$ _____
 _____ State _____ Zip _____

PLAN YOUR KNITTING.. AND SAVE.. WITH

WONOCO FREE!

20 PAGES OF KNITTING IDEAS!
 OVER 35 ACTUAL PHOTOGRAPHS!

Send today for this FREE Wonoco catalog, "KNITTING TRENDS." Just check the coupon below for 20 pages of BEAUTIFUL WOMEN'S FASHIONS (like the stunning walking suit shown on our catalog cover... a Wonoco exclusive)... exciting new STYLES FOR THE ENTIRE FAMILY... DECORATOR ITEMS FOR YOUR HOME... lovely GIFTS... WITH COMPLETE YARN REQUIREMENTS AND HOW-TO-ORDER INFORMATION. (You'll be amazed at our low prices for top quality yarn!)



FOR THE NICEST KNITTING, CHOOSE THE NAME THAT'S FITTING... WONOCO YARN.

Special Offer

Hundreds of actual yarn samples in the latest fashion colors... THE WONOCO COLOR CARD... only 50¢ for postage and handling (Check box on coupon.)

WONOCO YARN CO., Dept. W18
 75 Essex Street, New York, N. Y. 10002

Please send me my free Wonoco Yarn Fashion Catalogue, "Knitting Trends".

Please send the Wonoco Color Card — enclosed find 50c for postage & handling.

Name _____

Address _____

City _____

State _____ Zip _____

MARY IDA SULLIVAN
Katherine Alexander
Faye Maillie

NUMBER 5
VOLUME 33

Editor
Assistant Editor
Editorial Assistant

NEEDLEWORK

• TO CROCHET

Hit and Miss Edging 14
Shoulder Bag 20
Crown and Scroll Edge 28
Ripley the Rabbit 33

• TO KNIT

Tattersall Coat 5
Men's Socks 12
Child's Helmet 22
Dancing Dolly Cap 24
Square Pillow in Knit 26
Knit Dickey 30
Teen-Age Accessory Set 31
Dainty Knit Edge 37
Heirloom Afghan 47
Infant's Coat and Bonnet 47
Cardigan with Lacing Trim 66
Child's Sweater Parade 78

• TO TAT

Colorful Tatted Edge 36

MANUSCRIPTS

Découpage
Dorothy S. Garland 72

New Look for Old Chairs
Elma and Willard Waltner 74
Needlepoint Picture 110
Japanese Scroll Painting 112
Indian Bead Baskets 115

MISCELLANEOUS

Heart-Shaped Bookmark and
Place Card 32

DEPARTMENTS

Women Who Make Cents 40

• FOODS

With the Cooks 50
Cherry Festival 52
February Days to Remember 56

• GARDEN

Flower and Garden Forum 84
Shrimp Plant 86
Gardening Under Lights 89
Moses-In-The-Bullrushes
Gladys Reed Robinson 92
Photograph Your Flowers
Mason Robinson 94

**• BASKET
OF BOOKS** 103

ADVERTISING OFFICES

ARTHUR W. STOCKDALE, Advertising Director
KANSAS CITY, MO. 64111 — Ray Turpin, Adv. Mgr., 4251 Pennsylvania (Area Code 816) Jefferson 1-5730

BRANCH AND SALES OFFICES

ATLANTA, GEORGIA 30305 — Kenneth R. Gurley, 3009 Lookout Place N.E. (Area Code 404) 261-2150
CHICAGO, ILLINOIS 60603 — Arthur W. Stockdale, Adv. Dir., 116 South Michigan Avenue (Area Code 312) 726-7012
LOS ANGELES, CALIF. 90005 — Henry Eschen, 3142 Wilshire Boulevard (Area Code 213) DUnkirk 2-8391
MINNEAPOLIS, MINN. 55402 — M. B. Bock, 309 Baker Building (Area Code 612) Federal 6-5357
NEW YORK, N. Y. 10017 — Dick Husselbee, 50 East 42nd Street (Area Code 212) OXford 7-7990
SAN FRANCISCO, CALIF. 94104 — Al Pierce, 57 Post Street (Area Code 415) SÜtter 1-7440

● The WORKBASKET is published monthly by Modern Handcraft, Inc., 4251 Pennsylvania, Kansas City, Missouri 64111. Second-Class postage at Kansas City, Missouri and at additional mailing offices. Printed in U.S.A. Copyright Modern Handcraft, Inc., 1968. Annual subscription rates: U.S.A. and Possessions, \$1.50; Canada, \$2.00. When changing address, give old and new address, with zip code, if any, and allow six weeks for change to become effective. Include address label from last issue received, or code numbers from label. Manuscripts must be accompanied by return postage. Publisher assumes no responsibility for return of unsolicited material.
POSTMASTER: Send form 3579 to The WORKBASKET, 4251 Pennsylvania, Kansas City, Missouri 64111.
Member of: Audit Bureau of Circulations

Tattersall Coat

(Shown in Color on Front Cover)

Join the fashion parade with a smart hand knit tattersall coat. Directions are given for size 10-12. Changes are in parentheses for size 14-16. Use Bear Brand or Fleisher's Four Seasons Yarn (2-ounce skeins), size 10½ circular needle and one pair size 10 needles (14-inch). Color A requires 15 (16) skeins, for color B 6 (7) skeins and color C takes 6 (7) skeins.

Abbreviations:

k (knit) tog (together)
p (purl) inc (increase)
st (stitch) dec (decrease)
sl (slip)

Gauge: With size 10½ needles and pattern st:

4 sts equal 1 inch
21 rows equal 4 inches

With size 10½ needles and stockinette st:

7 sts equal 2 inches
19 rows equal 4 inches

Size 10-12 fits 30-32 inch bust.
Size 14-16 fits 34-36 inch bust.

Blocking Measurements: Width at bustline, buttoned with 2¾ inch lap 46 (49¾) inches; width of back at underarm 22½ (23¾) inches; width of sleeve at underarm 14¼ (15½) inches.

Instructions are for coat with total length of 40 (40½) inches including saddle shoulder insert which adds 1 inch to back. Coat is knit to 37 (37½) inches from lower edge to back neck; total length including shoulder insert 38 (38½) inches. Coat will drop 2 inches in length when worn. Make any necessary adjustment in length below first buttonhole up from hem.

Pattern—First Stripe—Row 1 (Wrong Side): With C, p all sts.

Row 2: With C, k 2, * insert needle in next st, wrap yarn twice

around needle and k the st—1 extra st or wrap on right-hand needle, k 4, repeat from * across, end last repeat k 2. Carry colors not in use loosely along edge, passing other color over them at beginning of rows.

Row 3: With A, p 2, * sl next st as to p, dropping extra wrap or st, carry A across on wrong side in front of sl st, p 4, repeat from * across, end last repeat p 2.

Row 4: With A, k 2, * sl next st as to p, carry A across in back of sl st, k 4, repeat from * across, end last repeat k 2.

Row 5: With A, p 2, * sl next st, carry A across in front of sl st, p 4, repeat from * across, end last repeat p 2.

Row 6: Repeat row 4.

Second Stripe—Row 7: With B, work same as row 1.

Row 8: With B, work same as row 2.

Rows 9 through 12: With A, repeat pattern rows 3, 4, 5 and 6 once.

Repeat these 12 rows for pattern.

Pocket Linings: With size 10½ needle and A, cast on 25 sts. Working back and forth on circular needle, work pattern, repeating first and second stripes alternately until there are 6 stripes. Work first row of a C stripe, about 7 inches from beginning. Fasten off. Sl sts to holder. Make 2.

Body: With size 10 needles and A, cast on 170 (185) sts for hem facing. With B, work 2 rows as for pattern rows 1 and 2. With A, work pattern rows 3, 4, 5 and 6.

Next Row: With A, work as for pattern row 5. Fasten off.

Next Row: With C, k all sts, cast on 25 sts for front and facing.

(Continued on Page 6)

Turning Ridge Row: With C, k 25 sts, k to end inserting needle into back of each st, with separate strand of C, cast on 25 sts on free needle and k these sts—220 (235) sts.

Next Row: With size 10½ needles and C, work as for pattern row 2. Work next 10 rows of pattern, completing second pattern stripe.

Repeat the 12 rows of first and second stripe of pattern until there are 13 stripes above turning ridge, about 15 inches, end with 4th row of an A stripe. With B, work pattern rows 7 and 8. With A, work 1 row, ending at right front edge.

Buttonhole Row: K 2, sl 1, k 1, * bind off 2 sts, loosen loop on needle and pass ball of A through it. binding off third st *, work 11 sts. repeat between *'s for second buttonhole, work to end of row. Cast on 3 sts over each buttonhole in next row.

Work 13 rows even in pattern, ending at left front edge with 4th row of an A stripe, above a B stripe.

Divide for Pocket Opening: With C, p 35 (40) sts, * p next 25 sts, sl these last 25 sts to holder for opening *, p to within 60 (65) sts of end, repeat between *'s for second opening, p 35 (40) sts.

Next Row: With C, working as for pattern row 2, work 35 (40) sts, having right side of pocket lining towards wrong side of coat, * sl 25 sts of lining to left end of needle and work these sts *, work to other opening, repeat between *'s, work to end.

Repeat buttonholes every 30 rows, having 28 rows between buttonhole rows, always work buttonholes in second and third rows of A. Work even until there are 21

194 pattern stripes above turning ridge, ending with 4th row of an A stripe above a C stripe. With B, work 2 rows. With A, work 1 row.


Shape Facing—Inc Row: Cast on 1 st at beginning of row and k this st, work to within 1 st of end, inc 1 st in last st. Keeping pattern continuity, repeat inc row every 6th row 3 (5) times, working another wrap st at each side when 4 sts have been added each side—never work a wrap st in first or last st in row. End at left front edge with second row of an A stripe above a C stripe—228 (247) sts. With A, work 1 row even.

Divide for Underarm: With A, work 65 (71) sts and sl to holder for right front, bind off 8 (10) sts for underarm, work 82 (85) sts for back, sl remaining 73 (81) sts to holder for left underarm and left front. Mark for underarm.


Back—Armholes: Keeping pattern continuity, dec 1 st each side every row 6 times. Dec 1 st at each side every second row 5 times. To dec, p 2 tog at beginning and end of p rows—k 2 tog at beginning and end of k rows. Always omit extra wrap of sts at each side of pattern row 2 or 8 if the wrap st will be dec or bound-off in any of the 3 following rows, but continue to sl this st until it is dec or bound off. Work even on 60 (63) sts until 6¼ (6¾) inches above marker, end with second (4th) A row of 6th stripe above marker.

Shoulders: Dec 1 st each side of next 2 rows. Bind off 7 (5) sts at beginning of next 2 rows. Bind off 5 (6) sts at beginning of next 6 rows. With C (A), bind off remaining 12 (13) sts for back neck edge.

(Continued on Page 8)



No. 183—GIFTS GALORE. A wide variety of knitted and crocheted items for gifts, bazaars, and group-projects. Potholders, hot-plate mats, slippers, belts, etc.



No. 184—RUG YARN BAZAAR. 4 rugs—crochet doily-type, abstract, bundle, and knitted; place mats, cardigans, shell, pillows, bag, hot-plate mats; etc. Rug Yarn.




No. 185—QUICK FASHIONS. Knit and Crochet garments—sweaters, shells, jackets, topser. All only 2 or 3 skeins of yarn.

COMING ATTRACTIONS

(AFTER JANUARY 25)

No. 186—CLASSIC SWEATERS. All-time favorite styles for men, women & children—sweaters, cardigans, raglans. Sizes 2-50.



Coming January 25th, four new knitting, embroidery and crochet books packed full of new needlework ideas and designs with complete easy-to-follow instructions. Available at your favorite needlework counter for 35¢. If you can't find them, just fill in the coupon and mail.

COATS & CLARK INC.

Dept. 495, WB28, Fair Lawn, New Jersey 07410

New Books available STARTING Jan. 25, 1968.

Enclose 40¢ per book (price includes postage & handling...no stamps please).

___#183 ___#184 ___#185 ___#186

...Shipping Label. Please print or type. Don't abbreviate city...

Name _____

Address _____

City _____

State _____ Zip Code _____

Offer good only in the United States.



(Continued from Page 6)
Left Front: Slip 73 (81) sts to size 10½ needle. Join A at underarm. Bind off 8 (10) sts for underarm, work 65 (71) sts. Keeping pattern, shape armhole as for right side of back, continue to INC at facing edge every 6th row 3 times—57 (63) sts. Work even until there are 5 stripes above underarm marker, end at facing edge with 4th row of A above a B stripe, about 6 inches.

Divide for Neck: With C, p 8 (10) sts and sl to holder for facing, p 23 and sl to holder for neck, p 26 (30).

Neck and Shoulder: Keeping pattern, dec 1 st at neck edge every row 3 (5) times—23 (25) sts. Dec 1 st each side of next 2 rows—19 (21) sts.

Next Row: With B (A), p 10 (11), bind off remaining 9 (10) sts for shoulder as to p. Fasten off B (A). Join B (A) in last st on needle and k 1 row. With B (A), bind off remaining 10 (11) sts. Sl 8 (10) sts of facing to size 10½ needle. Join C at neck edge. Keeping pattern, dec 1 st at neck edge every row 5 (7) times—3 sts. Work 2 rows with B (A). Bind off.

Right Front: Sl sts to size 10½ needle. Join B at armhole edge. Continuing buttonholes, work to correspond to left front up to neck, ending at armhole edge with 4th row of A above a B stripe, having 7 rows above 4th buttonhole.

Divide for Neck: With C, p 26 (30) sts and sl to holder for front, p 23 and sl to holder for neck, p 8 (10) for facing. Work facing to correspond to right front facing. Sl 26 (30) sts of front to size 10½ needle. Join C at neck edge. Dec 1 st at neck edge every row 3 (5) times—23 (25) sts. Dec 1 st each

Next Row: With B (A), bind off 9 (10) sts, p to end. With B (A), k 1 row on 10 (11) sts. With B (A), bind off remaining 10 (11) sts.

Pocket Hem Facing: Sl sts of left pocket opening to size 10 needle. Join C at front end and work turning ridge as before. Work next row as for pattern row 2, dec 1 st each side. Fasten off C. With A, work as for pattern rows 3, 4, 5 and 6. Bind off. Work right facing to correspond.

Right Sleeve: With size 10 needles and A, cast on 45 (50) sts for hem facing. Work same as hem facing of body for 7 rows. Fasten off A.

Next Row: With C, k all sts.

Turning Ridge: With C, work as before.

Next Row: With size 10½ needles and C, work as for pattern row 2.

Work next 8 rows of pattern. Inc 1 st each side of next row as for front facings and repeat incs every 12th row 3 times. Inc 1 st each side every 6th row twice. Work even on 57 (62) sts until there are 12 stripes above turning ridge. Work 5 rows of next stripe, ending with third row of A above C stripe. With A, bind off 5 (6) sts at beginning of next row, work to within 5 (6) sts of end. Bind off 5 (6) sts. Fasten off A. Keeping pattern, dec 1 st each side every second row 17 (18) times—13 (14) sts. Mark for beginning of insert.

Saddle Shoulder Insert: Continue pattern until 25 (27) rows above marker, ending at front edge with third (first) row of an A stripe.

Next Row: With A, bind off 8 (9) sts for neck, work to end. Keeping pattern, dec 1 st at neck edge every row 4 times. Fasten off 1 remaining st.

(Continued on Page 10)

SAVE MONEY, SAVE TIME—ACT NOW!
NATIONAL BELLAS HESS, INC.
 216-22 Bellas Hess Bldg., Kansas City, Mo. 64116
 Send me, free, the new 372 page NBH Catalog.

Name _____
 Address _____
 P.O. Box _____ City _____
 State _____ Zip _____

Get this newest style catalog FREE



Our 80th Year

Send today for your free money-saving National Bellas Hess Spring and Summer Catalog. All the newest fashions at lowest prices. Amazing bargains in home items and appliances.

See hundreds of the newest styles designed in the fashion capitals of the world... our new Young Junior Shop offers sparkling fashions for teen-agers... special shops, too, for stouts, lads, dads and toddlers—all at famous NBH rock bottom prices. Look through page after page of exciting new things for your home... cameras, TV, radio, auto accessories, tools, sporting goods and thousands of other values... you'll be amazed at the exciting low prices.

Shop by mail without leaving your easy

chair. Join the millions who save by buying regularly from this colorful National Bellas Hess 372 page catalog.

You can buy three ways at NBH: Budget-Aid Credit, C.O.D. or Cash. No Down Payment ever, with any NBH credit account.

All merchandise is absolutely guaranteed. Your money back if you are not pleased.

NATIONAL BELLAS HESS

216-22 Bellas Hess Bldg., Kansas City, Mo. 64116

(Continued from Page 8)

Left Sleeve: Work same as right sleeve until there are 25 (27) rows above marker for beginning of shoulder insert, ending at back edge with third (first) row of an A stripe.

Next Row: With A, work 5 sts, bind off remaining 8 (9) sts for neck. Fasten off A. Join B (A) in last st on needle, keeping pattern, at neck edge, dec 1 st every row 4 times. Fasten off 1 remaining st.

Collar: With size 10 needles and A, cast on 50 (55) sts for hem facing of outer edge. Work same as hem facing of body for 7 rows. Fasten off A. With C, k all sts, cast on 15 sts.

Turning Ridge: With C, k 15 sts, k to end as before, with separate strand of C, cast on 15 sts on free end of needle and k these sts—80 (85) sts.

Next Row: With C, work as for pattern row 2.

Continue pattern until there are 3 rows of A in third stripe above turning ridge.

Next Row: With A, bind off 15 sts, work to within 15 sts of end, bind off 15 sts. Fasten off A. Join B in last st on needle. Continuing pattern, dec 1 st each side every row 7 times—36 (41) sts.

Next Row: With C, bind off 4 sts, work to within 4 sts of end as for pattern row 2, bind off 4 sts.

Fasten off C. Join A in last st on needle. Bind off 4 (5) sts at beginning of next 4 rows. With B, bind off remaining 12 (13) sts.

Finishing: Sew sleeve seams, matching stripes and sewing 1 st in from edges above first inc row. Turn back hem facing of sleeves, body, collar and pockets along turn-

ing ridges and hem to wrong side. Turn back 7½ sts of facing at front ends of collar, folding along line of second sl st from edges and hem to wrong side. Turn back 12½ sts of front facing at lower edge of body and fold along line of third sl st from facing edge to beginning of shaping, continue folding along line of same sts, turning back 19½ (21½) sts at top of facing. Hem facing to wrong side. Weave edges of front facings to edges of hems on lower edges of body and collar and weave lower ends of facing together. With C, weave together the 23 sts on holder for neck edge.

Finish buttonholes in blanket st, working through both thicknesses. Sew edges of pocket linings to wrong side of fronts. Weave edges of shoulder inserts to shoulder edges of back and fronts, matching stripes of inserts to sl sts of shoulders. Sew 3 bound off sts at top of front facing to front shoulder seams. Sew sleeves to armhole edges, matching stripes.

Sew 12 (13) bound off sts at center of collar to 12 (13) bound off sts of back neck edge. Pin ends of collar to front neck edge—5 sts from front edge of coat. Weave collar to neck edge of front facings, matching sl sts. Weave remaining collar edge to shoulder inserts. Sew front neck edge to seam of collar. With C, make a button loop on right front neck edge at corner of front edge. Block. Sew on 4 buttons on left front opposite buttonholes with right front overlapping 2¾ inches. Sew a small button under collar on left front opposite button loop, sewing to seam of collar. Sew seam binding over seam of collar on wrong side of coat, holding shoulder insert and back neck edges into 9 inches.



Accept this \$325 Cologne and Creme Sachet Fragrance Set **FREE**

... and discover a glamorous new way to make up to \$25... \$50 ... even more a week in spare time!

ACCEPT this 3 month's supply of Everly Creme Sachet and Honeysuckle Cologne free and begin a marvelous new way of life as a Blair Beauty Dealer. Introduce Blair cosmetics and toiletries to friends and neighbors. Meet interesting people, make new friends, renew old acquaintances. Your friends will thank you for your "beauty advice" while you earn extra dollars week after week. No experience needed—never invest a penny of your money.

Mail coupon now for Blair's "Beauty Showcase" of 5 full-size Blair products, plus full-color catalog. Send first order in 30 days and keep entire "Showcase" worth \$6.25 FREE. Or, return "Showcase" in 30 days and keep Cologne and Creme Sachet Fragrance Set as a FREE GIFT. Send no money. Mail Coupon today



Everly Creme Sachet and Honeysuckle Cologne add lovely, lingering, flower-fresh fragrance hour after hour.

(FREE GIFT COUPON)

BLAIR QUALITY PRODUCTS
Dept. 488GB, Lynchburg, Va. 24505

Please send my FREE Fragrance Set. Also include money-making "Beauty Showcase" of full-size Blair products on 30-day approval, as soon as my request is received and approved.

Name _____
Address _____
City _____
State _____
Zip _____

Men's Socks

Delight the man in your life with a pair of hand knit socks. Materials needed are 3 ounces 3-ply fingering yarn and one set each numbers 1 and 2 double pointed knitting needles.



Abbreviations:

- k (knit)
- p (purl)
- st (stitch)
- tog (together)
- psso (pass slipped stitch over)
- sl (slip)
- rnd (round)

Beginning at cuff with number 1 needles, cast on 64 sts. Divide sts on three needles as follows: 20 sts each on first and third needles, 24 sts on second needle. Join, being careful not to twist sts.

K 1 rnd. Work in k 2, p 2 ribbing for 2 1/4 inches. On last rnd k 2 tog in middle of first and third needles and k 2 tog twice on second needle. Change to number 2 needles and k 1 rnd, spacing needles 20-20-20.

Pattern—Rnd 1: K 15, p 1, k 29, p 1, k 14.

Rnd 2: Repeat rnd 1.

Rnd 3: K 14, p 1, k 1, p 1, k 27, p 1, k 1, p 1, k 13.

Rnd 4: Repeat rnd 3.

Rnd 5: K 13, p 1, k 3, p 1, k 25, p 1, k 3, p 1, k 12.

Rnd 6: Repeat rnd 5.

Rnd 7: K 12, p 1, k 5, p 1, k 23, p 1, k 5, p 1, k 11.

Rnd 8: Repeat rnd 7.

Rnd 9: K 11, p 1, k 7, p 1, k 21, p 1, k 7, p 1, k 10.

Rnd 10: Repeat rnd 9.

Rnds 11, 12: Repeat rnd 7.

Rnds 13, 14: Repeat rnd 5.

Rnds 15, 16: Repeat rnd 3.

Rnds 1 through 16 constitutes pattern. Work 5 patterns. Work rnds 1 and 2 of pattern.

Heel: From back of needle 3, sl 6 sts to needle 2, leaving 14 sts on needle 3. From needle 1, k 15 sts and sl on needle 3, making 29 sts for heel. Divide remaining sts (31) on two needles.

Row 1: On 29 heel sts with wrong side facing, sl 1, p across, turn.

Row 2: * Sl 1, k 1, repeat from * across, ending k 2.

Repeat rows 1 and 2 for 2 1/4 inches, ending p row.

With right side facing, sl 1, k 15, sl 1, k 1, psso, k 1, turn.

Next Row: Sl 1, p 5, p 2 tog, p 1, turn.

Next Row: Sl 1, k 6, sl 1, k 1, psso, k 1, turn.

Next Row: Sl 1, p 7, p 2 tog, p 1, turn.

Next Row: Sl 1, k 8, sl 1, k 1, psso, k 1, turn.

Next Row: Sl 1, p 9, p 2 tog, p 1, turn.

Continue working 1 more st on each row until 18 sts are left on heel needle, ending k row. Place sts on other two needles on one

(Continued on Page 14)

Telekulars

The POWER Binoculars you wear like
NONPRISMATIC
Eyeglasses for Super Power Vision!



New 1968 Dual Focusing Model
Precision Made in Western Germany

Compare!
OUR LOW PRICE \$1.97

Enjoy DOUBLE the pleasure from Television, Movies, Sports, this MAGNA-VISION way...

Get BIG closeups...without fatigue.



Horse Races



Television Thrills



Stage & Screen



Coin Collectors

NOW HERE... newest, latest 1968 model of internationally famous TELEKULARS — amazing binoculars you wear like eyeglasses! Strong! Light! Wear for hours without feeling them on nose or around ears. Arms never get tired from holding heavy, bulky binoculars. TELEKULARS provide new fun and thrills at baseball and football games, hunting, boating, fishing, stage shows, horse races, movies and T.V. The reason is MAGNA-VISION! Big, magnified closeups of T.V., movies, theatre, sports, etc. Terrific for inspecting stamps, coins, small parts, even diamonds! Now yours at unbelievable low price!

SO HIGH POWERED—YOU CAN READ SMALL PRINT AS FAR AS 6 FEET AWAY

Amazing TELEKULARS are completely different from regular prismatic binoculars. You get MAGNA-VISION views for hours—without fatiguing eyes or arms. You get long range plus close-up power. You can read street signs from far away. Make this easy test yourself: Read small print (like letters in this ad) from a FAR AS 6 FEET AWAY: Yes try it! You'll be amazed. Telekulars have precision—engineered nonprismatic optics—carefully made by conscientious, capable artisans in West Germany. Produced at high speed on special German machines. That accounts for our sensational low price!

NOW... DUAL FOCUSING CONTROLS FOR BIGGER & BETTER THRILLS IN ALL SPORTS, T.V., MOVIES!

Did you know you can adjust TELEKULARS to each eye separately? Yes—you focus ONCE — that's all! Then sit back and enjoy favorite sport, movie, T.V. program. TELEKULARS give you wide latitude MAGNA-VISION. You don't have to put up with those wobbly views often caused by power binoculars. Use them for inspecting coins and stamps, micro parts,

jewels. Used by hunters and fishermen, nature lovers, ranchers, T.V. and sports fans.

HEAVY DUTY CONSTRUCTION

TELEKULARS weigh under 2 ounces. As convenient to use as regular glasses. Wear TELEKULARS all day long without tiring your arms. The reason is that TELEKULARS are made from THERMOPLAST — an amazing German development of great strength. Resists breakage when dropped accidentally. The non-prismatic lenses are also virtually unbreakable.

CHANGES YOUR TV SCREEN INTO GIANT SIZE

You'll be amazed at the sensational difference TELEKULARS make! Those "Million Dollar" Movies come in extra LARGE extra CLOSE — extra SHARP and BRIGHT — even if you're 20 feet from your TV. Almost makes you feel you're at the movies. When you do go to your local theatre, take along your TELEKULARS. See for yourself how they make the stage or screen leap "into your lap". Even when your seat is in the balcony! At ball games, races, boxing, your TELEKULARS capture ALL THE ACTION. Yes! they DOUBLE your viewing and DOUBLE your pleasure too!

OVER 1,000,000 TELEKULARS SOLD IN FIVE CONTINENTS
Despite its low price, TELEKULARS are precision made. They were developed by the late ERIC TROST — one of West Germany's greatest industrial engineers. Made on precision AUTOMATED machines, then carefully inspected before shipment. We import direct from the German factory and sell direct to the consumer. You get a low price and good quality!

GENUINE, ORIGINAL TELEKULARS GIVEN TO YOU ON FREE TRIAL

Send check, money order, or cash for 1.97 and we'll rush deluxe 1968 TELEKULAR — for you to try and use — without risking one penny! See how they DOUBLE your viewing... how they DOUBLE your range and how they DOUBLE your pleasure, too! Fully guaranteed to satisfy you. Otherwise return for money back quick! SPECIAL SAVINGS OFFER: Get 3 sets for only 4.99. Mail coupon below for fast delivery.

© 1967 FOSTER-TRENT INC.
308 Main Street, Dept. 33405
New Rochelle N.Y. 10801

Foster-Trent INC.
308 Main St., Dept. 33405, New Rochelle, N.Y. 10801

Rush genuine TELEKULARS for me to try and actually use — on free trial — without risk or obligation. If not thrilled and satisfied, I may return for my money back by return mail.

Send ONE—I enclose 1.97
 Send THREE—Reduced Price 4.95
 Send FIVE—special Cut Price 7.88

Name _____
Address _____
Town _____
State _____ Zip Code _____

Men's Socks

(Continued from Page 12)

needle.

Instep: With another needle to be needle 1, pick up and k 16 sts along side of heel. On next needle to be needle 2, k across. With third needle to be needle 3, pick up and k 16 sts and also 9 sts from heel needle. Sl remaining 9 sts from heel needle to needle 1. Needles are now 25-31-25.

Sole—Rnd 1: K needle 1 to last 3 sts, k 2 tog, k 1, k sts of needle 2, on needle 3, k 1, sl 1, k 1, pssso, k to end.

Rnd 2: K each st.

Repeat rnds 1 and 2 until 16 sts

remain on needles 1 and 3. Needles are now 16-31-16.

K each rnd until within 2 inches of desired length.

Toe—Rnd 1: On needle 1, k to within last 3 sts, k 2 tog, k 1. On needle 2, k 1, sl 1, k 1, pssso, k to within 3 sts, k 2 tog, k 1. On needle 3, k 1, sl 1, k 1, pssso, k to end.

Rnd. 2: K each st.

Repeat these 2 rnds until 5 sts remain on needles 1 and 3 and 10 sts on needles 2.

Sl sts on needles 1 and 3 tog and weave these sts with 10 sts from needle 1 together.


Make a second sock in same manner.

Hit and Miss Edging

This attractive filet edging measures approximately 1 3/4 inches wide when made with number 30 crochet cotton and using a number 12 steel crochet hook.

Abbreviations:

- ch (chain)
- dc (double crochet)
- sl st (slip stitch)
- dtr (double treble)
- sk (skip)



Ch 27, turn.

Row 1: Dc in 9th ch from hook, (dc in each of next 3 chs, ch 2, dc, sk 2 chs, dc in next ch) 3 times, turn.

Row 2: Ch 8, dc in last dc of row 1, (2 dc over next ch 2, dc in next dc, ch 2, sk 2 dc, dc in next dc) 3 times, ch 2, dc in third st of turning ch, turn.

Row 3: Ch 5, dc in next dc, ch 2, dc in next dc, (ch 2, sk 2 dc, dc in next dc, 2 dc over next ch 2, dc in next dc), ch 2, dtr at base of last dc, turn.

Row 4: Ch 8, dc in top of dtr, (2 dc over next ch 2, dc in next dc, ch 2, sk 2 dc, dc in next dc) 3 times, (ch 2, dc in next dc) twice, ch 2, dc in third st of turning ch, turn.

Row 5: Ch 5, (dc in next dc, ch 2) twice, dc in next dc, (2 dc over next ch 2, dc in next dc, ch 2, sk 2 dc, dc in next dc) 3 times, turn.

Row 6: Ch 1, sl st across to next dc, sl st in dc, ch 5, sk 2 sts, dc in next dc, (2 dc over next ch 2, dc in next dc, ch 2, sk 2 sts, dc in next dc) 3 times, ch 2, dc in third st of turning ch, turn.


Row 7: Ch 5, dc in next dc, (2 dc over next ch 2, dc in next dc, ch 2, sk 2 sts, dc in next dc) 3 times, turn.

Repeat rows 2 through 7 for length desired. Fasten off.

Work a row of sc along scallop edge. Fasten off.



YOU CAN BE A FANCY STITCHER WITH NEW HOME'S



LATEST... MODEL 672


You can make all these fancy stitches . . . the flowers, boats, fishes, etc., with the 24 simple-to-use, drop-in cams, that come with your Model 672. This newest New Home Sewing Machine is loaded with the latest innovations to help make your sewing time easier and more fun. For these reasons, you get more value for your money when you buy a New Home.

Ask about the Model 672 or the other 9 machines, at your local New Home dealer. See him today or write for our colorful brochure.

THE NEW HOME SEWING MACHINE CO.

DEPT. MSB, 1659 — 11 STR. SANTA MONICA, CALIF. 90404

NEW HOME APPLIQUE SET Send 20c coin for 5 different gay accents to sew on your children's clothes. LIMITED OFFER. Send coupon today.



THE NEW HOME SEWING MACHINE CO.
1659-11 ST., SANTA MONICA, CALIF. 90406

Please send me _____ sets at 20c each postpaid.

NAME _____

ADDRESS _____

CITY _____

STATE _____ ZIP _____

Creative Commons 4.0 NC SA BY FREE DISTRIBUTION ONLY - NOT FOR SALE

YOURS
FREE

NEW
"Sachet of Flowers"

KEEPSAKE LAVENDER



Wondrous bouquet that brings springtime freshness to bath, closets, drawers and chests. From ribbon of velvet hangs a beautiful 4-inch plastic ball covered with colorful, lifelike daisies containing long-lasting capsules of pleasant, delicate lavender fragrance.

Given You To Make Extra Money

This lovely "SACHET OF FLOWERS" that sells for \$1.00 is yours FREE and postpaid to show you how easily you or your fund-raising group can make \$50.00 to \$500.00 in spare time. We'll include our idea-packed sample kit on Free Trial. You save friends time and money on new and different Creative greeting cards and gift novelties they need all year 'round. The service you give them pays you enough to reach 'most any goal you have in mind.

Creative Makes It Easy For You

You don't need any special experience. Your success is assured by our finest selection, big values and the generous share we pay you . . . Profits to \$1.10 per box, plus Extra Bonuses. Many sell several boxes per call, earn up to \$500.00.

Send Postage-Free Card Attached

Just watch how your friends "fall in love" with the charming "SACHET OF FLOWERS." You get it free by mailing the attached card for approval samples and the plain facts on our proven way to spare time money-making. SEND NO MONEY. Just fill out the postcard and drop it in your mailbox today.

See Kit of Easy Money-Makers on Approval



"Creative Cards give me an 'out' from family routines. My first sale was for \$50."
Mrs. A. R.



"It was a joy. I made many new friends and earned nearly \$200 for my church."
Mrs. M. T. G.

ORGANIZATIONS Send card for fund-raising help to reach your goals more easily.

MAIL CARD NOW — NO STAMP NEEDED

CREATIVE CARD COMPANY 4401 West Cermak Road
Dept. 100-A, Chicago, Ill. 60623

www.antiquepatternlibrary.org 2019.08

FREE!

SEND POSTCARD BELOW

Get Lovely New KEEPSAKE LAVENDER

"Sachet of Flowers"

YOURS **FREE** With Money-Making Samples on Approval

BRITISH EMPIRE



DROP CARD IN MAILBOX TODAY — SEND NO MONEY

NO STAMP NEEDED

MAIL THIS CARD

ACT NOW

FIRST CLASS
PERMIT 38072
CHICAGO, ILL.

BUSINESS REPLY MAIL

NO POSTAGE NECESSARY IF MAILED IN THE UNITED STATES

POSTAGE WILL BE PAID BY

Creative Card Company

4401 WEST CERMAK ROAD
Chicago, Ill. 60623

Dept. 100-A

Illustrated British Empire Specialty Album complete with glassine Hinges for mounting your stamps. You'll have hours of fun and fascination — and perfect relaxation, too — matching stamps with illustrations, mounting them in their places, and reading their stories of adventure, intrigue, travel and history. As an Extra Bonus you get a Complete Set of England's 42 Kings & Queens! Also, a big Collector's Catalog and "How To Collect Postage Stamps" Booklet. And from our Approval Service, unusual stamps for Free Examination. **Everything comes to you Postpaid!**

MORE FUN LATER! — You may send me other sensational world-wide offers for Free Examination later if my interest continues. I understand that I can always return them without buying, and can cancel service at any time.

Name _____ PLEASE PRINT
Address _____
City _____
State _____ Zip _____

**YOURS
FREE**



Besides lovely **FREE** "Sachet of Flowers," you get proven plans and samples of newest Spare Time Money-Makers on Approval!

Let us show you how our outstanding, new ideas and big values in 1968 greeting cards, stationery and gift novelties can be used to easily make the extra money you want in a few spare hours. **GET FREE OFFER AND SAMPLES NOW!**

SEND POSTAGE-FREE CARD BELOW

**CREATIVE CARD COMPANY, Dept. 100-A
4401 West Cermak Road, Chicago, Illinois 60623**

Yes... Please send my **FREE** "Sachet of Flowers" as your Introductory Offer with Creative's 1968 Kit of money-making approval samples and proven extra income plans.

NAME _____

ADDRESS _____

CITY _____ STATE _____ ZIP CODE _____

NAME OF ORGANIZATION IF FOR FUND-RAISING GROUP _____

Fill Out and Drop in Mailbox—NO STAMP NEEDED
mailbox today.

"Creative Cards give me an 'out' from family routines. My first sale was for \$50."
Mrs. A. R.



"It was a joy. I made many new friends and earned nearly \$200 for my church."
Mrs. M. T. G.

ORGANIZATIONS Send card for fund-raising help to reach your goals more easily.

MAIL CARD NOW—NO STAMP NEEDED

CREATIVE CARD COMPANY 4401 West Cermak Road
Dept. 100-A, Chicago, Ill. 60623

DETACH POSTCARD HERE

**Accept
NOW
THIS
FREE
OFFER
TO
MAKE
EXTRA
MONEY**

FREE!

As your bonus with the Send-No-Money \$1 offer below!

**110
BRITISH
EMPIRE
STAMPS**



Complete with
Illustrated SPECIALTY ALBUM!

A SENSATIONAL GET-ACQUAINTED OFFER for Stamp Collectors and EVERYONE seeking an exciting hobby!

15 MILLION AMERICANS NOW COLLECT POSTAGE STAMPS ENTHUSIASTICALLY . . . and this Most Popular Hobby is growing rapidly! From 8 to 88 - men, women, boys and girls are discovering the fun and fascination, pleasure and recreation of Stamp Collecting. Here is everything you need to enjoy the World's Most Rewarding Hobby!

Get this big valuable collection (worth over \$2.50 at standard catalog prices) — from Antarctica to Zambia! Genuine all-different postage stamps honoring Winston Churchill, Princess Margaret, dashing Prince Philip, Queen Elizabeth; other spectacular issues picturing Conquest of Ice Continent, Papuan Cannibal, Flying Dragon of Wales; and many more from Pitcairn Islands, Tanganyika, Sharjah, Dubai, South Georgia, Christmas Island, etc. 110 British Empire Stamps in all! — You also get the Illustrated British Empire Specialty Album complete with Glas-sine Hinges for mounting your stamps. You'll have hours of fun and fascination — and perfect relaxation, too — matching stamps with illustrations, mounting them in their places, and reading their stories of adventure, intrigue, travel and history. As an Extra Bonus you get a Complete Set of England's 42 Kings & Queens! Also, a big Collector's Catalog and "How To Collect Postage Stamps" Booklet. And from our Approval Service, unusual stamps for Free Examination. **Everything comes to you Postpaid!**

SEND NO MONEY—JUST MAIL COUPON!

KENMORE STAMP CO. Milford QN-248, New Hamp. 03055
Yes! I want to take advantage of your sensational offer. Rush my 110 British Empire Stamps (worth over \$2.50 at catalog prices!) plus the Illustrated Specialty Album, and 42 English Kings & Queens. Also, a big Collectors' Catalog, "How To Collect Postage Stamps" Booklet, and a selection of other unusual stamps from your approval service for my Free Examination. Send everything Postpaid!

NO RISK GUARANTEE! — I agree to buy \$1 worth from your approval selection thus enabling me to keep the 110 British Empire Stamps, the Specialty Album, and the 42 Kings & Queens Free As My Bonus. Or, I will return the introductory Bonus Offer and your approval selection within 10 days and pay you nothing. In any event, I get to keep Free the big Collectors' Catalog and Booklet "How To Collect Postage Stamps."

MORE FUN LATER! — You may send me other sensational world-wide offers for Free Examination later if my interest continues. I understand that I can always return them without buying, and can cancel service at any time.

Name _____ PLEASE PRINT
Address _____
City _____
State _____ Zip _____

Here is a sturdy and attractive shoulder bag that is easy to make. You will need 7 ounces of Coats & Clark's "Red Heart" Knitting Worsted in cranberry or color of your choice; a crochet hook size I (or size needed to work to gauge); ½ yard each of lining and interlining; ¼ yard imitation leather and 1 button 1¼ inches in diameter.

Abbreviations:

ch (chain)	st (stitch)
sl st (slip stitch)	lp (loop)
tr (treble)	sk (skip)

Gauge: 5 sc equal 2 inches
2 rows equal ¾ inch

Note: Use two strands of yarn throughout.

Starting at top edge of front (under flap), ch 27 to measure 11 inches.

Row 1: Working loosely, sc in second ch from hook, sc in each ch across—26 sc, ch 1, turn.

Row 2: Insert hook in both lps of first sc and draw up a ⅜-*inch* lp, yarn over hook and complete an sc—a long sc made, make a long sc in each sc across, ch 1, turn.

Repeat row 2 until total length is 18 inches. Fasten off. Fold in half to form front and back of bag.

Gusset (Make 2) Starting at center, ch 20 to measure 5½ inches.

Row 1: Tr in 5th ch st from hook, tr in each of next 13 ch, 2 tr in next ch, 5 tr in last ch, then working along opposite side of starting ch, make 2 tr in next ch, tr in each of next 15 ch, ch 4, turn.

Row 2: Sk first tr, tr in each of next 16 tr, 2 tr in each of next 5 tr, tr in each of next 16 tr, tr in next ch. Fasten off. Cut double interlining slightly smaller than bag and gussets. Stitch to wrong sides of corresponding pieces of bag. Allowing ½ inch around for seams, cut lining material for bag and gussets.



Pin one crochet gusset between back and front edges of bag, with straight edge on top. Working through both thicknesses, work sc along edge of gusset, ch 1, turn and work sl st in each sc just made. Fasten off. Join other gusset in same way. Do not fasten off but work sl st along top edge of bag. Assemble lining and sew inside of bag after handles and flap have been sewn in place.

Flap: Cut 2 pieces of imitation leather each 6 x 9 inches. With right sides together, sew ½ inch in from edge, leaving 2 inches free for turning. Turn right side out and close opening. Sew one long edge to back of bag 1½ inches from top edge.

Tab: Cut 2 pieces of leather each 2 x 8 inches. With right sides together, sew 1 short and 2 long edges together. Turn right side out. Fold open end in to form a point and sew. Make a 1¾-*inch* buttonhole (hand or machine stitched) in pointed end. Sew straight end to center back at base of flap. Cover button with leather and sew in place.

Handle: Cut a strip of leather 1¼ x 40 inches. Fold in thirds the long way and machine stitch down center. Sew one end of handle along center of each gusset, over starting ch.

2 Art Lessons Free

For Complete Details, Simply Mail The Special Invitation Certificate Below



DRAPED FIGURE. WSA COLLECTION

LET US PROVE that you can learn to draw and paint—at home, in your spare time. We will send you the valuable free book, "Art for Pleasure and Profit," and tell you how you can receive, free, a beautiful folio of two art lessons from the renowned Washington School of Art. This generous offer is made to dramatize how quickly and enjoyably our training can get you doing professional drawings, paintings, even profitable advertising art, fashion illustration, and TV graphic art.

You learn from lessons prepared by eleven distinguished artists, who share with you their rich skills and know-how. And you get personal help from highly qualified instructors. Their suggestions and corrections on transparent overlays show you how to improve your art, just as though you were having private tutoring.

Soon, this thorough, personalized training has you creating art you can be proud of. And imagine your future in one of the exciting and profitable fields of commercial art. Over 370,000 American firms buy such art—take your pick of dozens of glamorous opportunities. Freelance, or take a full-time job. Some of these jobs pay \$150, \$300 or more a week.

If you want extra income and the absorbing joy of painting, mail the special invitation certificate today. We'll send you at once our helpful book, "Art for Pleasure and Profit," and tell you how to receive your two free art lessons. There's no obligation.

SPECIAL INVITATION CERTIFICATE

Washington School of Art, Studio 02-005
Port Washington, New York 11050
Please send me, free, your helpful book "Art for Pleasure and Profit," and full details on how I can get two art lessons free. I will be under no obligation whatever.

Print Name _____

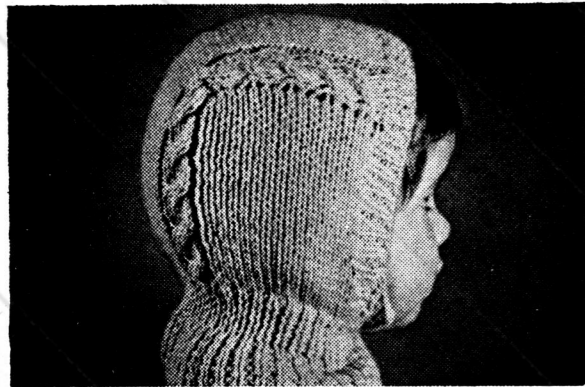
Address _____

City & State _____

Zip _____

WASHINGTON SCHOOL OF ART
Port Washington, New York 11050
(Est. 1914. Accredited Member,
National Home Study Council.)

Winter's snow and cold can be fun for youngsters when they have a warm and snug helmet like the one featured. The design is suitable for both boys and girls. Directions are given for small, medium and large sizes with directions for medium and large sizes in parentheses. You will need one (4 ounce) skein knitting worsted and knitting needles sizes 5 and 10.



Abbreviations:

k (knit) dec (decrease)
 p (purl) tog (together)
 inc (increase) sl (slip)
 st (stitch)

Gauge: With size 10 needles, 9 sts equal 2 inches

Helmet: Starting at neck edge with size 10 needles, cast on 72 (76, 80) sts.

Row 1: P each st.

Row 2: K 1, p 1 across row.

Row 3: P each st.

Repeat rows 2 and 3 until piece measures 2 (2½, 3) inches. Change to size 5 needles.

Next Row: Repeat row 2 for 4 rows.

Next Row: K 1, p 1, bind off 2 sts, k 1, p 1 to end of row.

Next Row: K 1, p 1, cast on 2 sts over two bound off sts to form buttonhole, k 1, p 1 to end of row.

Next 3 Rows: Continue to k 1, p 1 for 3 more rows. Change to size 10 needles.

Next Row: Bind off 6 sts, k 19

(21, 23), place marker on needle, p 1, k 4, p 1, place marker on needle, k 10, place marker on needle, p 1, k 4, p 1, place marker on needle, k to end of row.

Next Row: Bind off 6 sts, * p to marker, k 1, p 4, k 1. Repeat from * once, p remaining sts.

Row 1—Cable Row: * K to marker, p 1, place next 2 sts on double pointed needle and hold in back of work, k 2, then k 2 sts from double pointed needle, p 1, repeat from * once, k remaining sts.

Row 2: * P to marker, k 1, p 4, k 1.

Repeat from * once, p remaining sts.

Row 3: K 2 tog, * k to marker, p 1, k 4, p 1. Repeat from * once, k remaining sts, ending k 2 tog.

Row 4: Repeat row 2.

Row 5: * K to marker, p 1, k 4, p 1. Repeat from * once, k remaining sts.

Row 6: Repeat row 2.

Repeat these 6 rows once more and then continue in pattern without decreasing, working a cable row every 6th row until piece measures 5 (6, 6½) inches from ribbing.

To shape top—Row 1: K to first marker, work in pattern on next 6 sts, k 10, work in pattern on next 6 sts, k 2 tog, turn.

Row 2: Sl 1, k 1, p 4, k 1, p 10, k 1, p 4, k 1, p 2 tog, turn.

Row 3: Sl 1, p 1, work in pattern on next 6 sts, k 10, work in pattern on next 6 sts, k 2 tog, turn.


Repeat last 2 rows until 24 sts remain. Bind off.

Finishing: With size 5 needles starting at 6 bound off sts, pick up and k 50 (54, 58) sts around face opening. Work in ribbing of k 1, p 1 for 1 inch. Bind off in ribbing. Sew on button.

with a

NELCO
SEWING MACHINE

you can almost dial yourself a dress



Manufacturer's suggested retail: \$379*

Are you ready to run up seams? Overcast edges? Sew buttons and buttonholes? Hem? With a Nelco, you just dial the exact stitch and sew. We've left out all the fancy fixings that can confuse you. No charts to figure out. Yet even an economy Nelco machine blindstitches, sews buttons, buttonholes and decorative stitches. Our do-everything model *(R 1500) sews hundreds of designs without guesswork.

Before you buy any sewing machine, compare. Only Nelco gives you all these special conveniences:

1. Selects stitches from simple to intricate with just a flip of the easy-to-read dial.
2. Threads needle for you automatically.
3. Lights up your work with an exclusive large area beam (not the usual stingy little light.)

Budget priced from \$69.95. Parts and service are readily available. Easy terms. Liberal trade-in.



NELCO SEWING MACHINE CO., INC. 164 West 25th Street, New York, N.Y. 10001

FREE: "KNOW YOUR FASHION"



— a fascinating booklet packed with the biggest collection of fashion advice to help you choose styles that are exactly right for your figure, your personality. Now, you can become your very own fashion expert!

NELCO SEWING MACHINE CO., INC. WB2
 164 West 25th St., New York, N.Y. 10001

Please send me a free copy of "Know Your Fashion" by Barbara Dorothy.

NAME _____

STREET _____

CITY _____ STATE _____ ZIP _____

See Yellow Pages for Authorized Nelco Dealer

Youngsters will love this cap made in bright colors. The model was made in red, white and blue. It will fit children up to 6 years of age. Materials required are 2 ounces knitting worsted for main color, 1 ounce each white (A) and red (B) and a pair of number 10 knitting needles.



Abbreviations:

k (knit) inc (increase)
 p (purl) dec (decrease)
 st (stitch) MC (main color)

Gauge: 4½ sts equal 1 inch
 5 rows equal 1 inch

Note: To make a tighter band for a small child, use a smaller needle such as number 6 or 8 to work first inch of ribbing of k 2, p 2. Then change to number 10 needles and proceed as directed.

With MC, cast on 76 sts.

Work in ribbing of k 2, p 2 for 1 inch. K 1 row, dec 1 st at end (75 sts). P 1 row.

Change to color A and work 1 row stockinette st.

Next Row: P 1 (A), p 1 (B) repeat across row. Work from chart in stockinette st for the next 13 rows. Carry colors loosely across back, always picking up new strand from under dropped strand, twisting at least every 5 or 6 sts to avoid long loops on back side.

Next Row: P 1 (A), p 1 (B) repeat across row.

Next Row: With color A work 1 row stockinette.

Next Row: With MC, p across row, dec 1 st at end (74 sts).

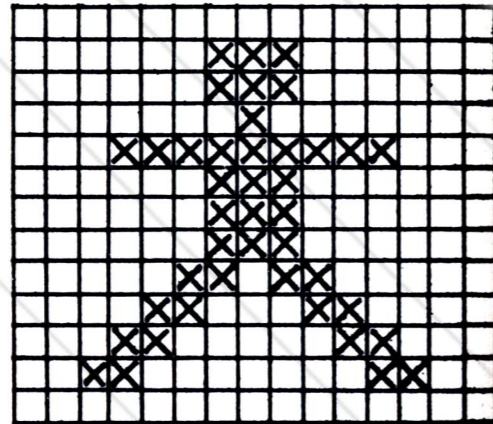
Next Row: K 37 sts, place remaining 37 sts on holder. P 1 row.

Dec for point—Row 1: K each st, dec 1 st at beginning and end of row.

Row 2: P each st.

Repeat rows 1 and 2 until 3 sts remain. Fasten off yarn and draw through sts. Join yarn and k across 37 sts from holder. P 1 row. Complete as for first side.

Finishing: Sew back seam.



☒ RED □ WHITE

Cord: Cut four 18-inch lengths of MC yarn. Twist together tightly by twisting from each end in opposite directions. Fold length in half and knot two cut ends together. Shake gently and allow cord to twist itself smooth and even. Sew one end of cord to point of cap and other end to head of doll.

Yarn Doll: Use color A for tying. Cut 30 strands of B, 8 inches long. Tie strands together at center for top of head. Fold both sides together and tie ¾ inch below top of head for neck. Cut 15 strands 2½ inches

(Continued on Page 26)

www.antiqpatternlibrary.org 2019.08

Free If you wear **LARGE or HALF SIZES**
 14½ to 32½ • 38 to 56

64 PAGES THAT COULD CHANGE YOUR LIFE FROM "DULL" TO "DAZZLE"



Roaman's
 FIFTH AVENUE
 at 39th Street, New York
 The young fashion look...
 in larger and half sizes only
 SPRING and SUMMER
 1969

- NOW —**
 You Can Wear the Latest Fashions ... Just like your slimmer friends
- NOW —**
 You can dress to Look YEARS YOUNGER and INCHES SLIMMER
- NOW —**
 Glamour and Compliments Can be Yours ... with the New Fashion Looks
- NOW —**
 Great values in Dresses, from 4.99 to 29.99; Coats, Suits, Sportswear, Shoes, Lingerie ... made to fit you perfectly
- NOW —**
 77 Foundation Garments to choose from ... New, Easy ways to redo your figure instantly

Available on Roaman's EASY CREDIT PLAN

See latest styles in true-to-life color!
MAIL COUPON TODAY
 and receive **FREE**
 Roaman's Spring-Summer Book of Young-Look Fashions

Roaman's FIFTH AVENUE at 39th Street
 Dept. 219, New York, N.Y. 10018
 Please send Spring-Summer Book of Young-Look Fashions
 (plus ONE YEARS ISSUES to be sent each season)

Name _____
 Address _____
 City _____ State _____ Zip _____


(Continued from Page 24)

long for arms. Tie at center and 3/8 inch from each end to form hands. Place arms crosswise under long strands. Tie 3/4 inch below neck for waist. Divide strand in half for legs and tie each leg 7/8 inch below waist for ankles. Trim evenly

3/8 inch below ankles. With color starting at left side, wind around waist once, then up over chest and over right shoulder down to left side, repeat over shoulder once, then form X across chest and back by winding up back side and down to front right side two times. Tie at waist.

Square Pillow in Knit

This versatile pillow can be as bright and gay or as subdued as you like. The original combines 3 shades of green and 3 shades of orange. Changes of color in directions are indicated by dark and bright only and not specific colors because the choice should be your own. You will need 4 ounces of dark knitting worsted for main color and small amounts of contrasting colors for stripes. Use size 9 standard knitting needles and a size H crochet hook. Purchase a 12-inch square foam rubber form or make your own.



Abbreviations:

- k (knit)
- p (purl)
- st (stitch)
- inc (increase)
- dec (decrease)
- tog (together)
- sc (single crochet)

With dark yarn, cast on 3 sts. P one row. K one row. P next row, work 1 inc in first and last st (to work p inc: p in front of st, then without slipping st from left needle, k in back of same st). K one row.

* With bright color, k one row, working k inc in first and last st (to work k inc: k in front and back of same st). P next row. Repeat last 2 rows twice.

With dark yarn, k one row, k inc in first and last st. K next row. (P one row, p inc in first and last st. K one row) twice.

With another bright color, repeat from * until there are 73 sts on needle or until piece measures one half of desired size.

Do not stretch. Welt rows should be raised.

When piece measures one half of desired size begin dec every other row. The rows and stripes are worked in same manner as before except k 2 tog (or p 2 tog) for dec at beginning and end of every other row until there are 3 sts remaining. Bind off.

Make a second piece in same manner.

With dark yarn, work 2 rows of sc around each square, making 2 sc in each dark stripe and 4 sc in each bright stripe. Work 3 sc in each corner st.

Sides or Boxing: With dark color, pick up back loop of each sc in last row around 2 sides of square. Work 14 rows in stockinette st. Bind off.

Work other 2 sides in same manner. Join corners and sew to other square, matching corners. Leave open on one end to insert pillow form.

Face Facts™



by Carol Cook Beauty Director

Are You An Undiscovered Cosmetic Expert? Take The Eye Test And See!

Ask anyone what feature they notice first when they look at a face. The answer will be "EYES", of course. It's a proven fact.

Even so, it used to be that eye make-up was something you only used "after five" for evening glamour. But over the past few years, a wide and exciting variety of eye make-up has really come into its own. Now it's an established ritual with most women to wear some kind of eye make-up all day long. A few soft strokes to the eyebrows... a whisk of mascara to the lashes... a hint of shadow on the lids... a fine trace of eyeliner. *Lovely* results.

BUT SOMETHING QUITE IMPORTANT IS TOO OFTEN OVERLOOKED!

The finest eye make-up and the most artful technique won't hide dry-damaged skin AROUND the eyes!

I mean crow's feet, and fine lines criss-crossing beneath the eyes! The skin tissue around eyes is the most delicate. It's very thin, with fewer sebaceous glands—so it is one of the first areas to show aging from dryness, fatigue and weather.

With the eye area being so ultra-sensitive, a nuisance network of lines can develop and announce itself almost overnight! That's why we developed Luzier Eye Cream. It is a smooth pale

green lubricant made of rich emollients specifically formulated for tender skin around the eyes.

Luzier Eye Cream is not just another surface cosmetic. It goes much deeper than that! It is first and foremost a protective—designed purposely to discourage crow's feet and to work constantly to postpone permanent lines.

This remarkable formula melts at skin temperature to make it easily absorbed—because the eye area should never be subjected to the pull of massage. All you need is a preventive pat of Luzier Eye Cream—starting beneath the eyes. Then dot the cream lightly into the temples to thwart crow's feet. Now that takes just a half-minute. Only 30 seconds worth of attention to this eye area—and you can stall for time indefinitely!

Do this little bit of "homework" every night—and then your eye make-up will look its beautiful best! Remember, it's little enough to do to safeguard the foremost feature of your face!

But maybe you already know more than the average woman about face care and make-up techniques! Have you ever thought how much fun you could have by letting this "Know-how" of yours make money for you? As a Luzier Consultant, you could be helping other women who want to look lovelier...and increase your income at the same time!

I think it would be interesting to discover how much you know about eyes, for instance, just by using your own "cosmetic sense." Why not get a pencil now and try the intriguing test below? Just mark answers true or false, send the test to me—and see if you don't surprise yourself! I'll analyze your answers, send the test back to you, and I'll enclose a free sample of Luzier Eye Cream.


Let me assure you that there is no obligation on your part. This is just a unique way for you to discover your own potential as a beauty expert! And if you *do* have the talent, it can pay you quite well. Luzier is well known in the industry for providing high commissions—and we are a sister company to Clairol in the Bristol-Myers family.



Aren't you curious? I am, too! So as soon as you finish the test, fill in your name and address and mail it to: Carol Cook, Beauty Director, Luzier Incorporated, Box 496, Dept. N, Kansas City, Mo. 64141.

	TRUE	FALSE	
1. It is now proper to wear eye shadow in the daytime as well as evening.	<input type="checkbox"/>	<input type="checkbox"/>	
2. The area around the eyes is one of the first to show signs of aging.	<input type="checkbox"/>	<input type="checkbox"/>	Name _____
3. If you have blue eyes, you should never wear anything but blue eye shadow.	<input type="checkbox"/>	<input type="checkbox"/>	Address _____
4. The first feature noticed on anybody's face is the mouth.	<input type="checkbox"/>	<input type="checkbox"/>	City _____
5. The eye area, being ultra-sensitive, requires the protection of eye cream every night...rather than just once a week.	<input type="checkbox"/>	<input type="checkbox"/>	State _____ Zip _____
6. Eyebrows should always be a shade lighter than the color of your hair.	<input type="checkbox"/>	<input type="checkbox"/>	Telephone _____ County _____
7. Eyeliner should always be applied as close to the lash line as possible.	<input type="checkbox"/>	<input type="checkbox"/>	
8. To highlight the area above deep-set eyes, apply a white or very light eye shadow.	<input type="checkbox"/>	<input type="checkbox"/>	

Here is a new variation of the traditional favorite filet crochet. To make an edging approximately three inches wide you will need number 30 crochet cotton in white or color of your choice and a number 12 steel crochet hook.



Abbreviations:

- | | |
|---------------------|----------------|
| ch (chain) | sk (skip) |
| st (stitch) | sp (space) |
| sl st (slip stitch) | bl (block) |
| dc (double crochet) | inc (increase) |
| tr (treble) | dec (decrease) |

To begin ch 57, turn.

Row 1: Dc in 8th st from hook—a sp, dc in each of next 9 ch sts—3 bls, (ch 2, sk 2 ch sts, dc in next st) 9 times—9 sps, ch 5, sk 5 ch sts, dc in next st—a double sp, (ch 2, sk 2 ch sts, dc in next st) twice—2 sps.

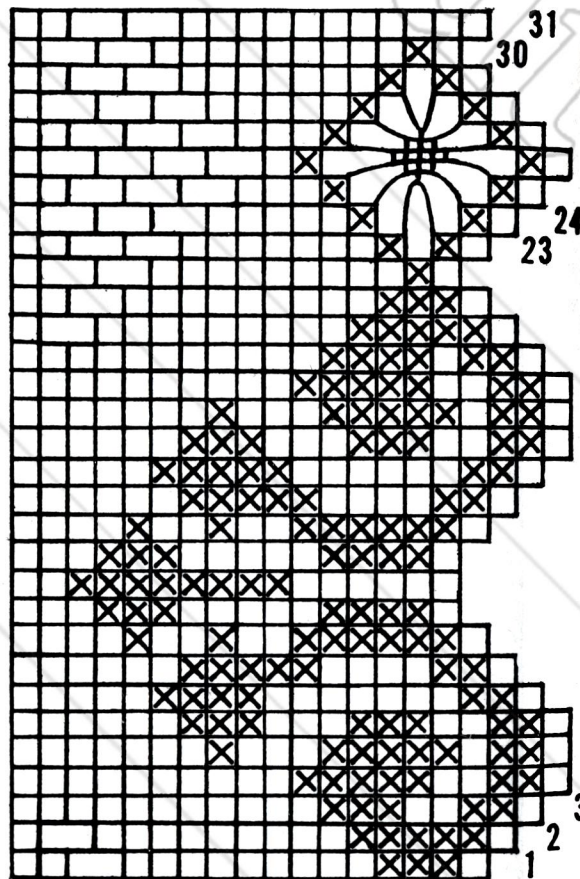
Row 2: Ch 5, turn, dc in next dc—a beginning sp, ch 5, dc in third st of next ch—a double sp, (ch 2, dc in next dc) 9 times—9 sps, 2 dc over next ch—a bl over sp, dc in each of next 10 dc—3 bl over 3 bl, 3 dc over last ch—a bl over sp, ch 2, tr in base of last dc—an end inc sp.

Row 3: Ch 8, turn, dc in top of tr—a beginning inc sp, 2 dc over ch, dc in next dc—a bl over sp, dc in each of next 3 dc—bl over bl, (ch 2, sk 2 dc, dc in next dc—sp over bl) twice, dc in each of next 6 dc—2 bl over 2 bl, 2 dc over ch, dc in next dc—bl over sp, (ch 2, dc in next dc—sp over sp) 8 times, ch 2, dc in center of next ch, ch 2, dc in dc—2 sps over double sp, ch 2,

dc in third st of turning ch—an end sp.

Continue to work from chart, forming the bls, sps and double sps in same manner, through row 22. Dec rows for scallops begin with sl st in each of next 3 sts, ch 5.

Row 23: Make a beginning inc sp, a bl over sp, ch 10 for beginning of spider web, bl over sp, follow chart for remainder of row.



Row 24: Follow chart across to spider web, ch 5, sc over center of ch 10, ch 5, end as indicated on chart.

Row 25: Make a beginning inc sp, bl over sp, ch 5, sc over ch 5, sc in sc, sc over next ch 5 for spider web, ch 5, complete row as indicated on chart.

Row 26: Follow chart across to
 (Continued on Page 30)

THROUGHOUT AMERICA WOMEN ARE REPORTING
Amazing Gains on their Bustlines
 by using the
FABULOUS Mark Eden Developer

Mrs. Betty Perry of Topeka, Kansas says: "THANKS TO MARK EDEN I HAVE GAINED OVER 3 INCHES ON MY BUSTLINE AND HAVE GONE FROM 34" TO A FULL 37½" IN JUST 8 WEEKS"



Betty Perry of Topeka, Kansas, before her Mark Eden Course. BUST: 34"



Betty Perry after following her Mark Eden Course for just 8 weeks. BUST: 37½"

NOW READ WHAT OTHER WOMEN HAVE TO SAY ABOUT THE MARK EDEN DEVELOPER:

Mrs. Marjorie Davis, Macon, Ga.: "I am so pleased with myself and my developer and so is my husband. I went from a 32A to a 36B."

Mrs. Marjorie Landry, Hathoro, Penn.: "After having three children my bust was a small and flabby 34B and now after only 8 weeks of using the Mark Eden Developer my bust is a round and firm 36D."

Mrs. Myralin Collins, Grand Prairie, Texas: "I can hardly believe my own results. I have increased my bust from a 34B to a 36D in just 30 days with the Mark Eden Developer."

Mrs. James Foster, San Francisco, Calif.: "I have been flat chested all my life. I had tried, without success, many creams, lotions, etc. When I started with my Mark Eden program I only measured 31 inches. Now I have added over 3 inches to my bustline and measure a full 34½."

WHAT IS THE MARK EDEN METHOD? The Mark Eden Method is not a cream, not an artificial stimulator. It is an exerciser that employs special techniques, safely and effectively, with hundreds of women throughout America reporting remarkable results in enlarging, shaping, and firming the bustline.

THE PRICE OF ONLY \$9.95 IS COMPLETE. You receive the Mark Eden Developer backed by the Mark Eden MONEY BACK GUARANTEE. You get a complete course of instructions in the use of this developer illustrated by photos of June Wilkinson, "The girl with the world's loveliest bustline," showing the exact program she personally recommends.

THE MARK EDEN EXCLUSIVE GUARANTEE OF SATISFACTION. The degree of effectiveness of the Mark Eden Developer turns in part upon physical factors which vary among individuals. If the Mark Eden Developer does not produce for you the results which have delighted so many of our customers, this guarantee is your protection: If after using the Mark Eden Bustline Developer and Course for only two weeks, you do not see a significant difference in your bustline development, simply return the developer and the course to Mark Eden and your money will be promptly refunded.

Mail in your coupon today and discover what the fabulous Mark Eden Method can do for you.



JUNE WILKINSON famous star of stage and screen—the girl with the world's loveliest bustline—says: "The Mark Eden Method offers new hope to the girl who wants a fuller, shapelier bustline."

Mark Eden P. O. Box 7843, Dept. WB-30 San Francisco, Calif. 94119

Please send me my Mark Eden Developer and Guaranteed Bustline Contouring course illustrated by June Wilkinson. I understand that this course is complete and that there will be nothing else to buy, and that if I do not see satisfactory results in bustline development within two weeks, I can return everything to Mark Eden and receive my money back.

For the above complete course and Bust Developer I enclose \$9.95. Cash Check Money Order (No C.O.D.'s accepted)—Shipped in plain wrapper.

Name _____

Address _____

City _____ State _____

Zip Code _____

(Continued from Page 28)


spider web, ch 5, sc over ch 5, sc in each of next 3 sc, sc over next ch 5, ch 5, end row as indicated.

Row 27: Begin row as indicated on chart, ch 5, sk 1 sc, sc in each of next 3 sc, ch 5 for spider web, refer to chart for remainder of row.

Row 28: Follow chart across to

Dickey in Knit

Dickeys are quite fashionable this season so make several from this easy pattern. If desired, it can be made in a solid color without a contrasting color. To make an adult dickey 4 ounces knitting worsted for main color, a small amount for contrasting color and one set number 5 double pointed knitting needles will be required.



30 • The WORKBASKET

spider web, ch 5, sc in second (center) sc, ch 5 for spider web, end row as indicated.

Row 29: Make a beginning dec, sp, bl over ch 5 of spider web, ch 2, bl over next ch 5 of spider web, work from chart across row.

Rows 30, 31: Work from chart. Repeat rows 2 through 31 for length desired.

Abbreviations:

k (knit)	dec (decrease)
p (purl)	rnd (round)
st (stitch)	MC (main color)
CC (contrasting color)	

Using only two needles of set and MC, cast on 77 sts.

Row 1: Sl 1, * k 1 (k into back of st—this forms textured effect), p 1, repeat from * across.

Row 2: Sl 1, * p 1, k 1 (k into back of st), repeat from * across. Repeat these 2 rows until work measures 12 inches.

Work over 21 sts and place these sts on holder. Work over next 35 sts and place on another holder. On remaining 21 sts, dec 1 st at neck edge every other row 3 times, keeping outside edge even. Work 8 rows without dec, ending at neck edge.

Cast on 20 sts and work these 38 sts for 4 inches. Bind off. Work right side to correspond.

Collar: Using CC and four needles, pick up and k 100 sts, including 35 sts on holder. Needles contain 33, 35, 32 sts.

Drop CC, pick up MC and k 1, p 1 for 1 inch. Do not work in back of k sts. Drop MC, pick up CC and k 1 rnd.

Drop CC, pick up MC and k 1, p 1 for 3 inches. Bind off. Turn over collar about 1 inch.


www.antiquepatternlibrary.org 2019.08

Teen-Age Accessory Set

This ensemble was designed with the teen-age set in mind. Four ounces knitting worsted, a size 5 crochet hook, one pair number 3 knitting needles (14-inch length) and a penny as a weight will be needed.

Abbreviations:

p (purl)	pssso (pass slipped stitch over)
k (knit)	sc (single crochet)
st (stitch)	dc (double crochet)
tog (together)	inc (increase)
sl (slip)	dec (decrease)



Scarf—Border: Cast on 138 sts and k 1 row. Work in k 2, p 2 ribbing for 2 rows.

Next Row (Wrong Side): Work k 1, p 1 across.


Next Row: Work p 1, k 1 across. Repeat last 2 rows 3 more times (8 rows seed st in all).

Body—Row 1: With wrong side facing, sl 1, p 2 tog, p across to last 3 sts, p 2 tog, p 1.

Row 2: Sl 2, k 1, pssso—pass only 1 slipped st over k st, k to last 3 sts, k 2 tog, k 1.

Repeat rows 1 and 2 until 1 st remains. Draw yarn through and fasten off.

Ties: Crochet a chain 16 inches long. Turn, dc back and fasten tie to one corner of border. Make sec-



Make These Exotic New "Designer" Wall Plaques

from ordinary white foam food display trays!

Hurry! Subscribe today! Get easy step-by-step directions in the March issue of **Pack-O-Fun!**

These beautiful "birds" are typical of the more than 100 decorator ideas, toys, gifts and bazaar items you'll find in every issue of Pack-O-Fun, the craft magazine for women who love to turn odds-and-ends into "priceless" beauty.

For less than a penny a day, a year of Pack-O-Fun (10 issues) brings you over a thousand clever ideas for turning all kinds of scraps into fun and profit. In no time at all you'll be transforming things like egg cartons, plastic bottles, baskets and trays, burnt matches, flash bulbs, etc. into wanted and useful toys, games, gifts, decorations, bazaar items, etc.

How-to pictures and simple step-by-step directions are so clear, so easy to follow that no artistic ability is needed. Even the children can follow them.

With Pack-O-Fun in your home you'll never be at a loss for ideas for birthdays, holidays, every major occasion. Hurry! Subscribe today and let the fun begin.



FREE BONUS BOOK

With each subscription to Pack-O-Fun **\$4** Yr. Money-back guarantee

PACK-O-FUN, Dept. 428, Park Ridge, Ill. 60068

Payment enclosed for Pack-O-Fun subscription:

\$5 for 2-Years (Save \$2) \$4 for 1-Year

Send Free Bonus book under separate cover.

Name _____

Address _____

City, State, Zip _____

(Continued from Page 31)

ond tie and fasten to other corner.

Weight: Crochet a chain 3 sts long. Join chain and work a sc in each st. Continue working sc until circle is large enough to cover penny. Sew covered penny to wrong side of triangle peak.

Mittens: Beginning at cuff edge cast on 40 sts and k 1 row.

Work in k 2, p 2 ribbing for 3 inches, ending wrong side.

Row 1: K 19, place marker on needle, inc 1 st in each of next 2 sts, place marker, k 19. P next row.

Continue in this manner until there are 14 sts between two markers.

Next Row: K to first marker and slip these sts on holder, inc 1 st in next st and inc 1 st in 14th st—16 sts for thumb. Slip remaining sts on second holder.

Thumb: Work even in stockinette st on thumb sts for 13 rows.

Next Row: K 2 tog across row. Fasten off, leaving 10-inch length. Run end through sts and pull

tightly. Fasten. Sew thumb seam. With right side facing, slip sts from first holder to needle, join yarn, pick up and k 2 sts along base of thumb and k sts from left holder.

Next Row: Work k 1, p 1 across.

Next Row: Work p 1, k 1 across.

Repeat these 2 rows until 8 rows have been worked in seed st.

Continue to work in stockinette st until piece measures 1½ inches less than desired length, ending after a p row.

Mitten Tip—Row 1: With right side facing, * k 6, k 2 tog, repeat from * across.

Row 2 and all even rows: P each st.

Row 3: * K 5, k 2 tog, repeat from * across.


Continue to dec in this manner every k row, having 1 st less between decs until 16 sts remain. Fasten off, leaving 15-inch length. Run end through sts. Pull tightly and fasten. Sew side seam.

Make a second mitten in the same manner.

over slits. Glue 3 hearts on lower portion of ribbon ¼ inch apart.

To make place cards you need folded place cards 1½ inches high (or make your own), heavy white paper, red gift wrap paper and ½ yard Wright's lace trim. Make place cards by enlarging pattern and shaping sides as shown. Enlarge heart-shaped pattern and cut 1 heart from both red and white paper, glue together. Cut ¾ inch diagonal slit at upper middle part of heart. Glue lace edging around heart. To make name tag, cut an arrow shape from heavy white paper 5 inches long and 1¼ inches wide making arrow ¾ inch in width along center portion. Cut arrow in two pieces 2 inches from point. Glue this 2 inch pointed section behind heart—remaining 3 inches becomes name tab to insert in slit. Glue red paper to front of folded place card. Glue heart on place card as shown.

Helen's a clever "dummy" — she brought her Morning Glaze quilting



They're talking about you — and with reason. You don't waste time. You're energetic, creative and resourceful. You are making your own Morning Glaze quilt, an object of beauty and value — and enjoying yourself in the process. One of these days they'll join you at quilting — and take a break for bridge. You choose Morning Glaze quilt filling because it's snow-white, easy to handle, easy to sew, zephyr light, extra warm, and trimmed to exact quilt size, 81"x96". Wise choice.

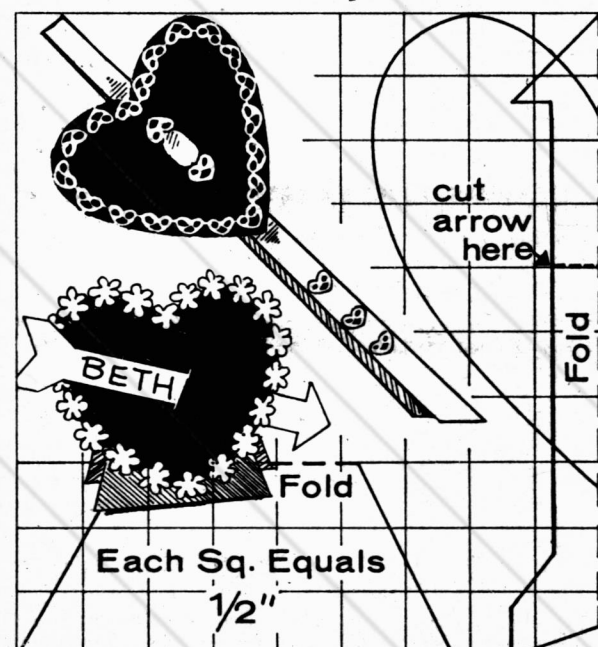
MORNING GLORY...the extra special comforter filling...luxuriously "Layer-Bilt" for maximum warmth with minimum weight. Dazzling white, soft, fluffy. Comforter size, 72"x90". Choice of thickness.

Making quilts, comforters, stuffed toys, etc., is easier and more fun with BARBARA TAYLOR'S NEW BOOK



NAME:
 ADDRESS:
 CITY: STATE: ZIP:

Heart-Shaped Bookmark and Place Card



Give a bookmark as a lasting reminder of St. Valentine's Day or make individual heart-shaped place cards. For bookmark you need ⅔ yard ⅝ inch wide red satin ribbon, ½ yard Wright's lace (heart-shaped trim) and red felt. Each square on chart equals ½ inch. Mark off and draw lines of heart pattern as indicated on chart. Cut 2 hearts from felt. Glue together. Cut 2 horizontal slits in center of heart 1 inch apart. Glue heart-shaped lace edging around edge of heart with points of heart turned outward. Fold ribbon in half, cut lower edges on diagonal. Slip ribbon through slits as shown in illustration. Glue hearts from lace

Ripley the Rabbit

Simple single crochet makes a sturdy and attractive toy for small ones. You will need 2 ounces each of white and yellow Coats and Clark's "Red Heart" Knitting Worsted; ½ yard of black "Knit-Cro-Sheen"; a size H crochet hook; scraps of pink, blue and black felt; small piece of red rickrack; 1 yard of ½-inch wide ribbon, 4 small buttons, small spray of flowers and cotton batting for stuffing.

Abbreviations:
 ch (chain) st (stitch)
 sc (single crochet) rnd (round)
 dec (decrease) inc (increase)
 lp (loop)

First Half—Head: Starting at top edge with white, ch 15.

Row 1: Sc in second ch from hook and in each ch across—14 sc, ch 1, turn.

(Continued on Page 34)

Ripley the Rabbit

(Continued from Page 33)

Row 2: Sc in each sc across to within last sc, 2 sc in last sc—1 sc inc, ch 1, turn.

Row 3: 2 sc in first sc—back edge, sc in each sc across, ch 1, turn.

Row 4: 2 sc in first sc—front edge, sc in each sc across, ch 1, turn.

Row 5: Sc in each sc across, ch 1, turn.



Next 6 rows: Repeat rows 4 and 5 alternately—20 sc at end of last row, ch 1, turn.

Rows 12, 13: Repeat row 5, ch 1, turn.

Rows 14 through 19: Pull up a lp in each of first 2 sc, yarn over and draw through all 3 lps on hook—1 sc dec, sc in each sc across, ch 1, turn.

Row 20: Dec 1 sc at both ends, sc in each sc across, ending at back edge—12 sc. Fasten off.

Body—Row 1: With wrong side of last row facing, join yellow to first st, ch 1, sc in same place, sc in next 9 sc—the remaining sc form chin, ch 1, turn. Keeping back edge straight and inc 1 sc at front edge every other row, sc across each row until there are 16 sc, ending at front edge, ch 4, turn.

Row 14: Sc in second ch from hook and in next 2 ch, sc in each sc across—19 sc, ch 1, turn.

Next 5 rows: Repeat row 5 of head. At end of last row ch 4, turn. Repeat last 6 rows once—22 sc. At end of last row, fasten off. Work second half in same way.

Bottom: Starting at center with yellow, ch 11.

Rnd 1: 3 sc in second ch from hook, sc in next 8 ch, 3 sc in last ch, working along opposite side of starting chain, sc in next 8 ch—22 sc. Do not join rnds.

Rnd 2: * 2 sc in each of next 3 sc, sc in next 8 sc. Repeat from * once.

Rnd 3: * (Sc in next sc, 2 sc in next sc) 3 times, sc in next 8 sc. Repeat from * once.

Rnds 4, 5: Sc in each sc around, inc 3 sc evenly across each curved end—46 sc on rnd 5. Join rnd 5 with sl st to next sc. Fasten off. Sew the two halves together and stuff rabbit, then sew bottom piece to lower edge, having seams of body at center of curved ends.

Ear—(Make 2): Starting at center with white, ch 11.

Row 1: Sc in second ch from hook and in next 8 ch, 3 sc in last ch, working along opposite side of starting chain, sc in next 9 ch—21 sc, ch 1, turn.

Row 2: Sc in first 6 sc, 2 sc in next sc, sc in next 2 sc, 2 sc in each of next 3 sc, sc in next 2 sc, 2 sc in next sc, sc in next 6 sc—26 sc, ch 1, turn.

Row 3: Sc in each sc across, making 2 sc in each of the 2 center sc. Fasten off.

Cut pink felt 1/8 inch smaller all around than ear and sew in place for lining. Fold base of ears in half and sew to head, 1 inch down from top edge and 1/2 inch in from back seam.

Arm—(Make 2): Starting at top edge with yellow, ch 11.

Row 1: Sc in second ch from hook and in each ch across—10 sc, ch 1, turn.

Rows 2 through 7: Sc in each sc across. Ch 1, turn. Fasten off. Turn. Join white and repeat row 2 for 4 rows. Fasten off. Matching the long edges, sew arm seam and one short seam, stuff arm and sew other short seam. Sew arms to sides of body, 2 inches down from last row of head.

Tail: Wind white yarn 75 times

around a 2 1/2-inch piece of cardboard. With double yarn, tie lps at one end, cut at opposite end. Trim evenly. Sew in place. Cut two 3/4 x 1 1/4-inch pointed ovals of blue felt and two 1/2-inch circles of black felt for eyes. Sew a black circle inside oval piece. Sew eyes in place as shown. Cut a semicircle 1 inch across straight edge of black felt for nose and sew in place. Sew a small piece of rickrack below nose for mouth. Cut 4 strands of "Knit-Cro-Sheen," each 4 inches long, for whiskers. Tack center of 2 strands at each side of nose. Sew a small piece of ribbon around each wrist. Place remainder of ribbon around neck and tie in a bow. Starting at neck, sew 4 small buttons 1 inch apart along front seam of upper section of body. Join small spray of flowers to end of one arm.

Honey and Egg Discovery for Face and Throat Wrinkles!

By combining the skin-tightening properties of egg with natural bee's honey, laboratory chemists perfected a 15-minute "facial" that smoothes and tightens wrinkled, sagging skin on face and throat. Easily applied, new DONNATELLI HONEY AND EGG refreshes crepey, drooping skin. Makes skin on face and throat look taut and firm, years younger. You'll be amazed!

Mother of 6... Grandmother of 10!



NO RISK TRIAL OFFER


No, you're not too old to look younger. Order by mail. Money-back guarantee, so try it today and see if it isn't the best way ever to make old, sagging facial and throat skin look and feel smoother again!

JON JAMES, Dept. L-34, 41 E. Oak St., Chicago, Ill 60611

Please send me Donnatelli Honey and Egg as indicated on guarantee of satisfaction or money back for unused portion.
 Long-lasting 2 oz. jar, \$3 SPECIAL! Two (2) jars, only \$5
 Remittance enclosed, \$1 deposit enclosed, send C.O.D. plus postage and charges.

Name _____
 Address _____
 City _____ State _____ Zip _____

When made with tatting cotton this dainty edge measures approximately one inch wide. Number 50 crochet cotton gives an edging which is especially attractive for pillow slips, napkins or towels. To make edging you will need a ball of tatting cotton in variegated colors or color of your choice and a tatting shuttle.



Abbreviations:

- | | |
|--------------------|-------------------|
| r (ring) | p (picot) |
| cl r (close ring) | sep (separated) |
| ds (double stitch) | rw (reverse work) |
| ch (chain) | sk (skip) |


Row 1: R of 4 ds, 7 p sep by 2 ds, 4 ds, cl r. (R of 4 ds, join to last p of previous r, 2 ds, 6 p sep by 2 ds, 4 ds, cl r) twice, rw. This completes a cloverleaf. Tie ball thread to shuttle thread, ch 5 ds, 3 p sep by 5 ds, 5 ds, rw. * R of 5 ds, sk 2 p on last r, join in next p, 5 ds, 2 p sep by 5 ds, 5 ds, cl r, rw. R of 5 ds, join to last p of last ch, 5 ds, 2 p sep by 5 ds, 5 ds, cl r, do not rw. Ch 5 ds, join in last p of last r, 5 ds, 2 p sep by 5 ds, 5 ds, rw. R of 4 ds, 2 p sep by 2 ds, 2 ds, join to side p of r which is joined to previous cloverleaf, 2 ds, 4 p sep by 2 ds, 4 ds, cl r. (R of 4 ds, join to last p of last r, 2 ds, 6 p sep by 2 ds, 4 ds, cl r) twice, rw. Ch 5 ds, join to last p of previous ch, 5 ds, 2 p sep by 5 ds, 5 ds,

rw. Repeat from * until tatted strip will reach from one corner of handkerchief to next corner.

To turn corner: R of 5 ds, sk 2 p of last cloverleaf r, join to next p, 5 ds, 2 p sep by 5 ds, 5 ds, cl r, rw. Ch 5 ds, join to last p of last ch, 5 ds, rw. R of 5 ds, join to last p of last r, 5 ds, 2 p sep by 5 ds, 5 ds, cl r, rw. Ch 5 ds, join to same p where last ch was joined, 5 ds, rw. R of 5 ds, join to last p of last r, 5 ds, 2 p sep by 5 ds, 5 ds, cl r, rw. Ch 5 ds, join to same p as before, 5 ds, 2 p sep by 5 ds, 5 ds, rw. You are now ready to work in same manner as before to next corner. Work each corner in same manner. Join last corner to first cloverleaf. Tie and cut threads.

Row 2: Tie ball and shuttle threads together and join to p of a center corner r. Ch 5 ds, p, 5 ds, join to next p of next r, * ch 5 ds, sk 1 p of next cloverleaf, join to next p, ch 5 ds, p, 5 ds, join in next free p of center cloverleaf r, ch 5 ds, p, 5 ds, sk 1 p of same r, join to next p, ch 5 ds, p, 5 ds, sk 1 p of same r, join to next p, ch 5 ds, p, 5 ds, sk 1 p of next r of cloverleaf, join to next p, ch 5 ds, join to middle p of next r. Repeat from * to next corner, after joining last ch to last r of last cloverleaf along side ch 5 ds, join to p of first r at corner, ch 5 ds, p, 5 ds, join to next p of next (center) r. Work in this manner around handkerchief edging, join last ch at base of first ch. Tie and cut threads.

Sew free p at inside edge to handkerchief edge.



This delicate edging will enhance pillow slips or other household linens. To make edging for two 42-inch pillow slips you will need about 340 yards of Clark's Big Ball Mercerized Crochet, size 30, and a pair of standard knitting needles, size 1.

Gauge After Blocking:

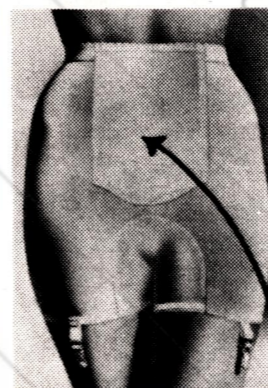

- 25 sts equal 3 inches
 - 20 rows equal 1½ inches
- (Continued on Page 38)

Be 4" Slimmer with ABDO-SLIM*

Featuring the Exclusive Laced Adjusto-Front and the Extra Cover-Up Panel

It's so easy to control the amount of hold-in when you wear Abdo-Slim. Just put on Abdo-Slim and tighten the laces 2, 3, or 4 inches or until you feel just right. Now fasten the extra Cover-Up panel. You'll look and feel inches smaller and your front will be completely flat. Thousands of women who think they have difficult figures now find that Abdo-Slim really solves their problems.

Slenderizes Hips, Compresses Thighs Bulging hips and thighs are held in and compressed. You will actually feel yourself becoming thinner and slimmer. You will be able to wear dresses sizes smaller.



Panty

Extra Cover-Up Panel Hides Laces
 Only Abdo-Slim has the extra Cover-Up front panel which completely hides the laces and gives a smooth front appearance.



Long-Leg Panty

3 STYLES
 Regular, Panty,
 and Long-Leg
 Panty

ONLY
\$3.98

Regular

SOLD ONLY DIRECTLY FROM US
 TO YOU, NOT SOLD IN STORES

WARD GREEN CO., Dept. AB-9002
 43 West 61st Street, New York, N.Y. 10023

Gentlemen: I've indicated my selection. Send for 10-Day Free trial. Unless 100% pleased, I will return for full purchase-price refund.

Waist Size _____ inches. Hip Size _____ inches.

Send Abdo-Slim (regular) \$3.98
 Send Abdo-Slim (panty) \$4.98
 Send Abdo-Slim (long-leg panty) \$5.98
 For all sizes 38 and up, add \$1.00 to payment.
 Send _____ extra crotch(es) for panty @ 50¢ 5 for \$2.
 I enclose \$ _____ Ward Green pays postage.
 Send C.O.D., I'll pay postman plus charges.

Name _____
 Address _____
 City _____ State _____ Zip _____
N.Y.C. residents include 8% tax. N.Y. State residents 2% tax.
 *T.M. Reg. U.S. Patent Office 567625

TRY 10 DAYS FREE MAIL TODAY, SEND NO MONEY

Knit Edge

(Continued from Page 37)

Abbreviations:

- k (knit)
- p (purl)
- st (stitch)
- O (yarn over)
- tog (together)
- pssO (pass slipped stitch over)
- sl (slip)

RUG BRAIDING KIT \$1.25 ppd.



There's no end to the wonderful things you can make from scraps of wool, cotton, silk or other materials with this handy outfit—braided rugs, pot holders, chair pads, handbags, etc. You get 9 tools, 3 each for heavy, medium & light fabrics plus reversible rug lacer. So easy to use you can fashion lovely items for yourself or gifts while listening to records, watching TV, etc. Money-back guarantee. No CODs.

BARCLAY, Dept. 86-B, 170-30 Jamaica Ave., Jamaica, N.Y. 11432

50 BRAND NEW TOWELS \$1.00!

Biggest Towel Bargain in U.S.

UNWOVEN COTTON AND RAYON—Assorted beautiful Pastel Colors. BRAND NEW—NOT Seconds—50 Towels for \$1.00, or 100 for only \$1.89! Deluxe Quality. Pls. include 25c extra for postg. & hdg. with EACH set of 50 Towels you buy. Make good money selling these Towels. We've sold 40,000,000 already and include sure-fire MONEY-MAKING Plans with your order. Money-Back Guarantee. No C.O.D.'s Order NOW!

50 TOWEL CO., Dept. CR-86, Box 662, St. Louis, Mo.

BEGONIAS 3 BULBS 50c

beautiful indoor-outdoor

Camellia Flowered Plants

Lowest price. Tuberous type, double blossoms, mixed colors. Easily grown in pots or beds. Top size bulbs. Order today, postpaid.

R. H. SHUMWAY SEEDSMAN

Dept. 399 ROCKFORD, ILL. 61101

8 FOR \$1.00

20 FOR \$2.00

Book Authors!

Join our successful authors in a complete and reliable publishing program: publicity, advertising, handsome books. Send for FREE report on your manuscript & copy of How To Publish Your Book.

CARLTON PRESS Dept. WBB

84 Fifth Ave., New York, 10011

FREE

How to Publish Your Book

Starting at narrow edge, cast on 19 sts.

Row 1: K 2, O, k 2 tog, O, k 1, (O, sl 1, k 1, pssO) twice, k 6, O, k 2 tog, k 2 (20 sts).

Row 2 and all even rows: K 3, O, k 2 tog, p each st and each O across to last st, k 1.

Row 3: K 2, O, k 2 tog, O, k 3, (O, sl 1, k 1, pssO) twice, k 5, O, k 2 tog, k 2 (21 sts).

Row 5: K 2, O, k 2 tog, O, k 5, (O, sl 1, k 1, pssO) twice, k 4, O, k 2 tog, k 2 (22 sts).

Row 7: K 2, O, k 2 tog, O, k 7, (O, sl 1, k 1, pssO) twice, k 3, O, k 2 tog, k 2 (23 sts).

Row 9: K 2, O, k 2 tog, O, k 9, (O, sl 1, k 1, pssO) twice, k 2, O, k 2 tog, k 2 (24 sts).

Row 11: K 2, O, k 2 tog, O, k 3, k 2 tog, O, k 1, O, k 2 tog, k 3, (O, sl 1, k 1, pssO) twice, k 1, O, k 2 tog, k 2 (25 sts).

Row 13: K 1, (sl 1, k 1, pssO, O) twice, sl 1, k 1, pssO, k 7, (k 2 tog, O) twice, k 3, O, k 2 tog, k 2 (24 sts).

Row 15: K 1, (sl 1, k 1, pssO, O) twice, sl 1, k 1, pssO, k 5, (k 2 tog, O) twice, k 4, O, k 2 tog, k 2 (23 sts).

Row 17: K 1, (sl 1, k 1, pssO, O) twice, sl 1, k 1, pssO, k 3, (k 2 tog, O) twice, k 5, O, k 2 tog, k 2 (22 sts).

Row 19: K 1, (sl 1, k 1, pssO, O) twice, sl 1, k 1, pssO, k 1, (k 2 tog, O) twice, k 6, O, k 2 tog, k 2 (21 sts).

Row 21: K 1, (sl 1, k 1, pssO, O) twice, sl 1, k 2 tog, pssO, O, k 2 tog, O, k 7, O, k 2 tog, k 2 (20 sts).

Row 22: Repeat row 2.

Rows 3 through 22 complete the pattern. Work in pattern until piece measures desired length, ending with row 22 of pattern. Bind off. Block piece.



9157
10-20



9400
12½-22½




9005
14½-26½

9157—Side pleats swing softly as you walk. This tent with cool, square neck is a cinch to sew. Choose cotton, of course, or a cheerful blend. Misses' Sizes 10-20. Size 14 takes 2 1/8 yards 45-inch fabric.


9400—Curvy princess panel falls into graceful pleats. Buttons add decorative note. Choice of high or low neckline. Half Sizes 12 1/2-22 1/2. Size 16 1/2 takes 2 7/8 yards 35-inch fabric.

9005—Side-buttoned bodice; skirt of soft pleats in front, panel in back. Half Sizes 14 1/2-26 1/2. Size 16 1/2 takes 3 1/4 yards 35-inch fabric.

Send FIFTY CENTS (in coin) for each pattern to:
WORKBASKET PATTERNS, Box 151, Old Chelsea Station, New York, N. Y. 10011
Add fifteen cents for each pattern for first class mailing
Send FIFTY CENTS in coin for new Spring-Summer Pattern Catalog



ILLUSTRATED: 1804 Silver Dollar. 19,000 Minted, only 12 accounted for—where are the rest?



Tote Bags
 Cut a piece of burlap 16 x 72 inches. Fold both top and bottom in 18 inches toward center. Turn top and bottom under 3 inches to form hem. Stitch edges together thereby making two large pockets. Use embroidery hoop for handle, by simply sliding material halfway through hoop, then folding it in half and stitching gathered material around hoop. Decorate outside pocket on one side with felt or art foam. These multi-purpose tote bags sell for \$5.00.
Patricia L. McPherson



Dusters
 Bend a wire coat hanger into a V-shape. Bend handle to form a loop for hanging. Cut 6-inch strips of rug yarn and tie on V-shape with a slip knot, forming a fringe. Wrap enough yarn around handle to cover. These sell for \$1.
Sandy Gellogby



Memorandum Pads
 Cut stiff cardboard 4 1/2 x 11 inches. Cover with wood grain Contact paper. Plywood could be used and painted. Cut owl of felt or 1/8 inch craft foam. Make eyes from small white buttons with colored sequin glued in center. Cut bill of vinyl yellow sponge. Cut a mouth of red paper or paint one with red fingernail polish. Glue facial features on. Claws are made from pipe cleaner wound around a pencil to hold in place. Fasten note pad with paper fasteners onto bottom section of board. Glue owl to top section. These sell for 75c.
Mrs. Minnie Pennington

Party Favors
 Fill a 4-inch tall cardboard tube with candy and cover with white crepe paper. Cut 4 legs, head and ears from pink construction paper. Paste onto tube to make a rabbit. Ink in features and glue on a few broom straws for whiskers. These sell for 35c each and make excellent party favors.
Betty Nordwall



Children's Books
 Button, snap and tie books help young children to learn these activities and sell for \$1. Cut 5 or 6 pages plus a cover about 6 x 8 inches from felt. Find simple pictures in child's coloring book and cut parts of these pictures from gay colored felt. Arrange parts on each page to button, snap or tie on. Include a page with a clown's vest that ties together with shoestring. Sew book together. Decorate front cover as desired.
Betty Nordwall

The WORKBASKET pays \$2 for each short article accepted for this department. Material should concern specific women who have found ways to add to the family income. Address all contributions to Women Who Make Cents, The WORKBASKET, 4251 Pennsylvania, Kansas City, Missouri 64111. No contributions to this department will be returned.

FOR CERTAIN COINS WE PAY UP TO: CERTAIN

Gold Coins Before 1929.....	\$35,000.00
Nickels Before 1945.....	\$16,000.00
Silver Dollars Before 1936.....	\$11,750.00
Half Dollars Before 1947.....	\$ 5,500.00
Pennies Before 1919.....	\$ 4,800.00
Dimes Before 1946.....	\$ 4,750.00
Quarters Before 1941.....	\$ 4,500.00
Half Cents Before 1910.....	\$ 3,500.00
Lincoln Pennies Before 1940.....	\$ 250.00

Stop spending valuable coins worth hundreds of dollars. New 1968 catalogue lists hundreds of coins we want to buy and gives the price range we will pay for these United States Coins. Certain half cent coins are worth up to \$3,500.00 for Canadian Coins. Our valuable Coin Book may reward you many thousands of dollars. Coins do not have to be old to be valuable. Thousands of dollars have been paid for coins dated as recently as 1940 to 1956. Now you too can learn the rare dates and how to identify rare coins in your possession with our new 1968 catalogue. A fortune may be waiting for you. Millions of Dollars have been paid for rare coins. Send your order for this valuable coin catalogue now. Hold on to your coins until you obtain our catalogue. Send \$1.00 for 1968 Coin Catalogue Book to Best Values Co., Dept. B-841, 285 Market St., Newark, N. J.

Best Values Co., Dept. B-841
285 Market St., Newark, N. J.
 Rush your latest 1968 catalogue listing the actual price range you will pay for United States Coins listed in the catalogue. I enclose \$1.00. Send Postage Prepaid.

NAME.....
 ADDRESS.....
 CITY..... STATE.....

Your Money Will Be Refunded in Full
If You Are Not Satisfied With This Catalog

Creative Commons 4.0 NC SA BY FREE DISTRIBUTION WITH ONLY REVENUE NOT FOR SALE

LADIES: Let Martha and Me Show You the Easy Way to do

**INVISIBLE REWEAVING
IN ODD HOURS AT HOME
and make up to \$10 in an hour!**

It may be hard to believe that you can learn to make burns, rips, and tears disappear like magic in any kind of cloth. But you can—if you have just the few qualifications described below.

And, it may be hard to believe that this can bring you daily cash profits of as high as \$5 to \$10 in an hour when you do invisible reweaving by the Fabricon overlay method, but hundreds of us have been trained and are doing just that.

By Kenneth Watson

If you are interested in making this kind of money—at home—just whenever you have a spare hour, send me your name. By return mail, postage prepaid, I'll rush information showing how you can quickly learn the secrets of Invisible Reweaving by the simplified Fabricon method. The facts I'll send you will be a revelation to you.

Don't think this might be hard to do. If you like and want to do this kind of work (even with no experience in sewing or knitting) if you have normal use of your hands, and if you have good eyesight (with or without glasses) you have the qualifications to make a success of Fabricon overlay reweaving regardless of age or education.

NEVER LEAVE HOME—WORK COMES TO YOU

As the cost of clothing goes up, the demand for Invisible Reweaving goes up and up. But, since the number of people who can make invisible repairs is not much greater than it was ten years ago, in many areas there just aren't enough people to do this work.

Men and women gladly pay \$5, \$7.50 or \$10 to save a suit, dress, or coat that may have cost \$50, \$80, perhaps \$100 or more. As soon as the word gets around that you can do

Invisible Repairs, people bring their garments to your home. One of our students has work mailed to her from towns 25 and 30 miles away. When you're ready, Martha and I send your name to the cleaners, tailors, pressers, clothing stores and laundry owners in your neighborhood so they can send work to you. We not only show you how to do the work, we also pitch in and do the things that start the work coming to you.



FOUR JOBS A DAY—\$100 A WEEK FOR YOU

As the average job brings about \$5, just four jobs a day will bring \$20. And, that's \$100 for a five day week. All profits. No materials to buy. No soliciting. No salesmen to pay. No rent because the work is done at home. Four ordinary jobs shouldn't take

more than an hour apiece, once you've mastered the method. Invisible Reweaving by the Fabricon method can be built into a full time income for those who want it, or operated most any place in America as a richly rewarding source of cash for spare hours.



Without leaving home, hundreds of women—and men—are making big cash profits every day by our simplified method of Invisible Reweaving. If you can use extra cash, send your name for complete details, FREE!
Ken Watson



MANY MORE ARE DOING AS WELL

Lynn Cook has taken in more than \$250 almost every month reweaving by the quick, easy Fabricon method.

* * *

In her first job Mrs. Beulah Dykes repaired a jacket elbow—got \$12.00.

* * *

Annie Vinson, after first two months, has contract to do all reweaving for chain of 14 dry cleaners. Steady work.

**Mail Card or
Coupon NOW
for Free Facts**

ALL FACTS FREE—SEND NAME—NO MONEY!

Mail the postage free post card bound into this magazine or the coupon at the right. Just send your name and address. Martha and I have run a successful reweaving business. Now we're ready to show you all we know. No salesman will call. Just read the facts in the quiet of your home and you can let Martha and me know whether you'd like to take the next step.

**Ken and Martha Watson, FABRICON COMPANY, Dept. 102
1555 Howard Street, Chicago, Illinois 60626**



Ken and Martha Watson, Dept. 102
Fabricon Co., 1555 Howard St., Chicago, Ill. 60626
Please mail full information on money-making opportunities as a Fabricon Reweaver in my area. All free—no obligation.

Print Name _____
Print Address _____
Print City _____
Print State _____ Zip _____

are doing **INVISIBLE REWEAVING
LIKE THIS AT HOME BY
THE WORLD FAMOUS EXCLUSIVE
FABRICON METHOD**

WE SHOW YOU HOW TO DO THE WORK
AND HOW TO GET THE WORK TO DO.

All information FREE and POSTPAID



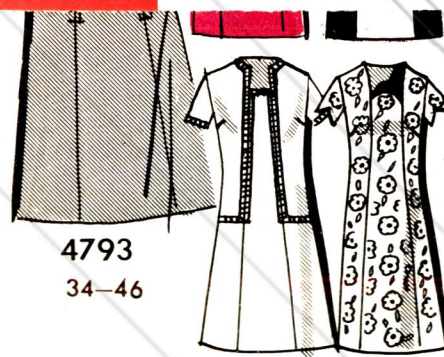
Send us your name on this card and we'll tell you how you can make as high as \$10.00 in an hour at home doing **FABRICON INVISIBLE REWEAVING**

**Ken and Martha Watson, FABRICON COMPANY, Dept. 102
1555 Howard St., Chicago, Illinois 60626**

Please send me—FREE and without any obligation whatsoever—complete information on my money-making opportunity as an Invisible Reweaver in my community. Everything will come to me by mail . . . no salesman will call on me at any time.

Print Name _____
Print Address _____
Print City _____ State _____ Zip _____

NO POSTAGE NEEDED—MAIL AT ONCE



4518—Angle-seamed skimmer is sleek and slimming. Note the neat band neckline with fly-away tab. Misses' Sizes 10-20. Size 14 takes 2³/₈ yards 39-inch fabric.

4652—Popular six-gore fashion. Easy raglan sleeves cap your shoulders; cool neckline. Half Sizes 12¹/₂-24¹/₂. Size 16¹/₂ takes 2¹/₄ yards 45-inch fabric.

Send FIFTY CENTS (in coin) for each pattern to:
WORKBASKET PATTERNS, Box 151, Old Chelsea Station, New York, N. Y. 10011
Add fifteen cents for each pattern for first class mailing

Only two \$500 jobs a day at home pay you \$240.00 A MONTH—ALL PROFIT—FOR SPARE TIME

Creative Commons 4.0 NC SA BY FREE DISTRIBUTION ONLY - NOT FOR SALE

Beautiful Basics

DO INVISIBLE REWEAVING BY THE QUICKLY LEARNED FABRICON METHOD

All details free—postage prepaid
Mail This Card Now—No Stamp Needed!



Postage Will Be Paid by Addressee

No Postage Stamp Necessary If Mailed in the United States

Learn in weeks—profit for years without ever leaving your home.

SEND NO MONEY—Just your name.

No salesman will call—Read the facts, then decide.

BUSINESS REPLY MAIL

First Class Permit No. 39600, Chicago 40, Illinois



Ken and Martha Watson
FABRICON COMPANY
 1555 Howard Street
 Chicago, Illinois 60626
 Dept. 102

aren't enough people to do this work. Men and women gladly pay \$5, \$7.50 or \$10 to save a suit, dress, or coat that may have cost \$50, \$80, perhaps \$100 or more. As soon as the word gets around that you can do

clothing stores and laundry owners in your neighborhood so they can send work to you. We not only show you how to do the work, we also pitch in and do the things that start the work coming to you.

In her first job Mrs. Beulah Dykes repaired a jacket elbow—got \$12.00.

 Annie Vinson, after first two months, has contract to do all reweaving for chain of 14 dry cleaners. Steady work.

Mail Card or Coupon NOW for Free Facts

FOUR JOBS A DAY—\$100 A WEEK FOR YOU
 As the average job brings about \$5, just four jobs a day will bring \$20. And, that's \$100 for a five day week. All profits. No materials to buy. No soliciting. No salesmen to pay. No rent because the work is done at home. Four ordinary jobs shouldn't take more than an hour apiece, once you've mastered the method. Invisible Reweaving by the Fabricon method can be built into a full time income for those who want it, or operated most any place in America as a richly rewarding source of cash for spare hours.

ALL FACTS FREE—SEND NAME—NO MONEY!
 Mail the postage free post card bound into this magazine or the coupon at the right. Just send your name and address. Martha and I have run a successful reweaving business. Now we're ready to show you all we know. No salesman will call. Just read the facts in the quiet of your home and you can let Martha and me know whether you'd like to take the next step.
Ken and Martha Watson, FABRICON COMPANY, Dept. 102
 1555 Howard Street, Chicago, Illinois 60626

Ken and Martha Watson, Dept. 102
 Fabricon Co., 1555 Howard St., Chicago, Ill. 60626
 Please mail full information on money-making opportunities as a Fabricon Reweaver in my area. All free—no obligation.

Print Name _____
 Print Address _____
 Print City _____
 Print State _____ Zip _____



4518
10-20

4652
12½-24½




4793
34-46

4793—Here's your summer wardrobe! Sew the simple, side-zipped version first, then vary it in all of the interesting ways shown. NEW Women's Sizes 34-46.

4518—Angle-seamed skimmer is sleek and slimming. Note the neat band neckline with fly-away tab. Misses' Sizes 10-20. Size 14 takes 2¾ yards 39-inch fabric.

4652—Popular six-gore fashion. Easy raglan sleeves cap your shoulders; cool neckline. Half Sizes 12½-24½. Size 16½ takes 2¼ yards 45-inch fabric.

Send FIFTY CENTS (in coin) for each pattern to:
WORKBASKET PATTERNS, Box 151, Old Chelsea Station, New York, N. Y. 10011
 Add fifteen cents for each pattern for first class mailing
 Send FIFTY CENTS (in coin) for new Spring-Summer Pattern Catalog



heirloom afghan

An afghan is a perfect gift to make for a granddaughter or niece to treasure and keep as a family heirloom. This completed afghan measures 48 x 70 inches. The model was made in turquoise and green. However, any color combination could be used. Materials needed are 10 balls William Unger & Company's Poncho Cablee in turquoise (CC) and 11 balls green (MC), a number 11 circular knitting needle 29 inches long and a number 00 steel crochet hook.

Abbreviations:

- p (purl)
- k (knit)
- st (stitch)
- sc (single crochet)
- MC (main color)
- CC (contrasting color)

Gauge: 2½ sts equal 1 inch

NOTE: Each color block is 17 sts wide and 22 rows long. The afghan is 7 blocks wide and 9 blocks long.

With MC, cast on 119 sts.
 Row 1: * K 17 MC, k 17 CC, repeat from * across, ending k 17 MC.
 Row 2: * P 17 MC, p 17 CC, repeat from * across, ending p 17 MC.
 Repeat these 2 rows 10 more times. Change colors.
 Row 23: * K 17 CC, k 17 MC, repeat from * across, ending k 17 CC.
 Row 24: * P 17 CC, p 17 MC, repeat from * across ending p 17 CC.
 Repeat these 2 rows 10 more times.

Repeat the squares until there are 9 blocks in length. Bind off with MC.

Border: Work a row of sc around entire edge, keeping colors of each square on sides and MC at each end. Block.

DESIGNED BY MARY WALKER PHILLIPS

Infant's Coat and Bonnet


Dress your baby girl in style for a fashion parade with matching coat and bonnet. Seed stitch combined with stockinette stitch highlights this ensemble for one-year olds. Materials needed are 6 two-ounce skeins Fox (Wonoco) Germantown Nylon, 2 ten-gram balls Fox Super choice 100% French Angora, one pair number 6 knitting needles, a 29-inch circular knitting needle number 6, a size O steel crochet hook, hat wire, 8 buttons and snap fasteners, if desired.

Abbreviations:

- k (knit)
- p (purl)
- st (stitch)
- inc (increase)
- sc (single crochet)

Gauge: 5 sts equal 1 inch

Seed Stitch Pattern (Uneven number of sts): K 1, p 1 across row, end k 1. Repeat this row for pattern.



Coat: Starting at neck edge with number 6 circular needle and nylon yarn, cast on 34 sts.

Row 1: Inc 1 st in each of first 2 sts, place marker on needle, inc 1 st in next st, k 4 (sleeve), inc 1 st in next st, place marker on needle, inc 1 st in next st, k 16 (back of neck), inc 1 st in next st, place

(Continued on Page 48)

Infant's Coat

(Continued from Page 47)

marker on needle, inc 1 st in next st, k 4 (sleeve), inc 1 st in next st, place marker on needle, inc 1 st in each of next 2 sts—44 sts.

Row 2: P each st.

Row 3: Inc 1 st at beginning and end of row and also before and after each marker (10 inc sts).

Row 4: P each st.

Repeat rows 3 and 4 until there are 74 sts on needle, ending with p row.

Cast on 17 sts at each end of row (always work these 34 sts in seed st pattern for front borders) and continue to inc 1 st before and after each marker until there are 212 sts on needle.

Note: If buttonholes are desired, make first buttonhole on third row after 17 sts are cast on right front as follows: Seed st 3 sts from front edge, bind off next 2 sts, seed st remaining 12 sts of front border.

Next Row: Cast on 2 sts over those bound off sts on previous row. Work buttonholes 3 inches apart. Make 3 buttonholes.

Sleeves: Slip front 40 sts to st holder. K next 40 sts for sleeve. Place remaining sts on st holder. Working back and forth in stockinette on sleeve, cast on 3 sts at each end. Inc 1 st each side every inch 4 times. Work even until sleeve measures 6 inches (measure in straight line from cast-on sts). Work seed st on all sts for 12 rows. Bind off.

Work other sleeve to correspond.

Body: Place fronts and back on circular needle and work as follows—Row 1: Seed st 17, p 7, k 9, p 18, k 9, p 12, k 9, p 18, k 9, p 7, seed st 17.

Row 2: Seed st 17, k 1, p 7, k 1, p 18, k 1, p 7, k 1, p 12, k 1, p 7, k 1, p 18, k 1, p 7, k 1, p 7, seed st 17.

Row 3: Seed st 17, k 8, p 1, k 5, p 1, k 20, p 1, k 5, p 1, k 14, p 1, k 5, p 1, k 20, p 1, k 5, p 1, k 8, seed st 17.

Row 4: Seed st 17, p 9, k 1, p 3, k 1, p 22, k 1, p 3, k 1, p 16, k 1, p 3, k 1, p 22, k 1, p 3, k 1, p 9, seed st 17.

Row 5: Seed st 17, k 10, p 1, k 1, p 1, k 24, p 1, k 1, p 1, k 18, p 1, k 1, p 1, k 24, p 1, k 1, p 1, k 10, seed st 17.

Row 6: Seed st 17, p 11, k 1, p 26, k 1, p 20, k 1, p 26, k 1, p 11, seed st 17.

Work 4 rows in stockinette st, keeping 17 sts on each side in seed st. Inc 12 sts at points every 4th row as follows—First inc: Seed st 17, k 10, inc 1 st in next st, k 1, inc 1 st in next st, k 9, inc 1 st in next st, k 1, inc 1 st in next st, k 12, inc 1 st in next st, k 1, inc 1 st in next st, k 18, inc 1 st in next st, k 1, inc 1 st in next st, k 12, inc 1 st in next st, k 1, inc 1 st in next st, k 9, inc 1 st in next st, k 1, inc 1 st in next st, k 10, seed st 17.

Second Inc: Seed st 17, k 11, inc 1, k 1, inc 1, k 11, inc 1, k 1, inc 1, k 14, inc 1, k 1, inc 1, k 20, inc 1, k 1, inc 1, k 14, inc 1, k 1, inc 1, k 11, inc 1, k 1, inc 1, k 11, seed st 17.

Third Inc: Seed st 17, k 12, inc 1, k 1, inc 1, k 13, inc 1, k 1, inc 1, k 16, inc 1, k 1, inc 1, k 22, inc 1, k 1, inc 1, k 16, inc 1, k 1, inc 1, k 13, inc 1, k 1, inc 1, k 12, seed st 17.

Fourth Inc: Seed st 17, k 13, inc 1, k 1, inc 1, k 15, inc 1, k 1, inc 1, k 18, inc 1, k 1, inc 1, k 24, inc

1, k 1, inc 1, k 18, inc 1, k 1, inc 1, k 15, inc 1, k 1, inc 1, k 13, seed st 17.

Fifth Inc: Seed st 17, k 14, inc 1, k 1, inc 1, k 17, inc 1, k 1, inc 1, k 20, inc 1, k 1, inc 1, k 26, inc 1, k 1, inc 1, k 20, inc 1, k 1, inc 1, k 17, inc 1, k 1, inc 1, k 14, seed st 17.

Work 4 rows stockinette st, keeping 17 sts on each side in seed st. Work all sts in seed st for 22 rows. Bind off loosely.

Collar: With wrong side of work facing, join yarn 8 sts in from front edge. With number 6 needles, pick up 51 sts around neck edge (do not pick up sts on last 8 sts). Work in seed st and inc 1 st on each side every other row for 18 rows. Bind off.

Finishing: Sew sleeve seams. With angora yarn and size O crochet hook, work 2 rows sc around collar and right front (buttonhole side). Work 1 row sc along inside edge of seed st. Work 2 rows sc around lower edge of sleeve. Fold back seed st cuff. Sew buttons and snaps in place on front seed st border.

Bonnet—Back: With number 6 straight needles and nylon yarn, cast on 7 sts.

Row 1: Inc 1 st in each st—14 sts.

Row 2: * K 1, p 1, repeat from * across.

Row 3: * Inc 1 st, k 1, repeat from * across—21 sts.

Row 4: * K 1, p 2, repeat from * across.

Row 5: * Inc 1 st, p 1, k 1, repeat from * across—28 sts.

Row 6: * K 1, p 1, repeat from * across.

Row 7: * Inc 1 st, k 1, p 1, k 1, repeat from * across—35 sts.

Row 8: * K 1, p 1, k 1, p 2, repeat from * across.

YARN SAMPLE CARD

From CLIVEDEN YARNS — where quality costs so little. Send only 25c for your big sample card. Hundreds of actual samples: wool, nylon, wintuk, orlon. Blends and tweeds in a rainbow of fashion colors. Discounts and wholesale prices for quantity orders. Write TODAY to:

CLIVEDEN YARNS
717 Arch Street—Dept. Z-7-7, Philadelphia, Pa. 19105

TALL or BIG MEN



FAMOUS BRANDS GO KING-SIZE

ARROW SHIRTS—McGREGOR JACKETS
MANHATTAN SHIRTS—CORFAM SHOES

We specialize in large sizes only. Famous ARROW, McGREGOR and MANHATTAN No-Iron Sport and Dress Shirts; Jackets, Sweaters; bodies 4" longer, sleeves to 38". Slacks with longer inseams, higher rise. 80 SHOE STYLES 10-16; Widths AAA-EEE. Write for FREE 80 Page Color Catalog.

Gentlemen:

Please rush your new 80 page Full-Color KING-SIZE Catalog of Apparel and Footwear for Tall and Big Men exclusively.

Name _____

Address _____

City _____ State _____ Zip _____

KING-SIZE INC. 928 KING-SIZE BLDG.
BROCKTON, MASS.

EARN MONEY

Marshall's NEW PHOTO PAINTING PENCILS

Check this easy way to turn free time into extra cash. There's a big money market for hand colored photos, snap shots and Polaroid Land prints. No special talent needed. Send for FREE instructions or \$2.75 for Complete Coloring Kit of 9 Pencils. 18 Pencil Kit, only \$5.40. For Personal Attention

write to G. Marshall
 MARSHALL'S, 153 N. 9th St., B'klyn. N.Y. 11211
 At photo, art, hobby, drug & stationery stores.



Dress, Repair and Make DOLLS for BIG PROFITS!

Let your love of dolls make cash for you! Start your own business at home, in spare time. We show you HOW! There are thousands of dolls that need repair... and you can have your good share of the business in your own Doll Hospital. Now YOU CAN MAKE MONEY in the world's most fascinating hobby-business... DOLL CARE!

Norm & Sue Morris' LIFETIME CAREER SCHOOLS, Dept. D-444
 2251 Barry, Los Angeles, Calif. 90064

Send TODAY for FREE booklet that tells you about "YOUR OPPORTUNITIES IN DOLLS?..."

Do it NOW!



MAKE \$50 to \$250 WHENEVER YOU WANT IT!

START WITH LITTLE AS 3 TO 8 HOURS A WEEK SPARE TIME

Have a steady income. We'll show you how... send you everything you need to start, including a gorgeous \$10 Display Kit filled with full size cosmetics, testers and samples. Proven "First Order Plan" lets you give valuable gifts to new customers—all at our expense. SEND FOR FREE DISPLAY KIT OFFER... Rush name, address to...

KIT FREE! LUCKY HEART COSMETICS
 Dept. 6688, Memphis, Tennessee 38102



MAKE BIG MONEY

MAKING COSTUME JEWELRY AT HOME!

Thrilling spare-time. MONEY-MAKING hobby! Make newest, beautiful jeweled earrings, necklaces, bracelets, pins, pendants, cuff links, tie clips! Quick, easy to make—easier to sell to friends, neighbors, stores, at big profit! Details FREE!

Don-Bar Co., Dept. A-168
 2934 W. Fullerton, Chicago, Ill. 60647



FREE WEDDING CATALOG FOR THE BRIDE-TO-BE

Everything for the wedding and reception. Wedding invitations 100 for \$9.50. Gifts for the bridal party. Novel decorations, personalized bride's cake knife, toasting glasses, napkins, matches and other unusual, exciting personalized items.

Creations by Elaine Dept. W-49
 7355 So. Cicero Ave. Chicago, Ill. 60629




Banana-Cherry Cheese Pie

- 1 3-ounce package lemon gelatin
- 1 cup boiling water
- 1 8-ounce package cream cheese
- 2/3 cup evaporated milk
- 1/4 cup sugar
- 2 tablespoons lemon juice
- 1 1/2 cups sliced bananas
- 1/3 cup cherries, chopped
- 9-inch graham cracker crust

Dissolve gelatin in boiling water. Gradually add softened cream cheese. Blend until smooth. Add evaporated milk, sugar and lemon juice. Chill until thickened. Fold in cherries and bananas. Pour into crust and chill.

Mrs. Mike Ludwig

Cherry Jumble

- 1 number 2 can sour red cherries (2 1/2 cups)
- 1/2 cup sugar
- 1/2 cup cherry syrup
- 1 tablespoon butter or margarine
- 1 cup flour
- 1 teaspoon baking powder
- 1/4 teaspoon salt
- 1/2 cup sugar
- 1/2 cup water

Combine cherries, sugar and syrup. Heat to boiling. Add butter or margarine. Remove from heat. Sift dry ingredients together. Add water gradually. Beat well. Pour into a well-greased 9-inch square pan. Top with hot fruit mixture. Bake in 400° F. oven 40 minutes. Serves 6 to 8.

Mrs. R. S. Lewis

Cherry Dessert

- 1/2 cup butter
- 1 package yellow cake mix
- 1 can (1 pound 5 ounce) cherry pie filling

Melt butter and add to dry cake mix (do not add eggs and water to cake mix). Pat this mixture in bottom of 9 x 13-inch pan. Reserve small portion for top. Spread cherries over cake mixture. Sprinkle reserved crumbs on top. Bake at 350° for 45 minutes.

Mrs. Delbert C. Anderson

Cherry-Nut Pudding

- 1/3 cup shortening
- 1 1/2 cups sugar
- 2 eggs
- 2 1/4 cups flour
- 1 1/2 teaspoons baking powder
- 1/2 teaspoon soda
- 1/2 teaspoon salt
- 1 cup milk
- 1 can sour pitted cherries, drained
- 1/2 cup chopped nuts

Cream shortening, add sugar gradually. Blend in well-beaten eggs. Sift dry ingredients together. Stir into creamed mixture alternately with milk. Add well-drained cherries and nuts. Bake in greased 8 x 12-inch pan about 50 minutes at 350°. Serve warm. Cut into 3-inch squares and serve with Cherry Sauce.

Candise Christie

Cherry Pie Filling

- 2 1/2 cups frozen cherries
- 1/2 cup cherry juice
- 3 tablespoons cornstarch
- 1 1/2 cups sugar
- 1/8 teaspoon salt
- 1/4 teaspoon almond extract
- 1/2 teaspoon red food coloring
- 1 tablespoon butter
- 1 tablespoon lemon juice
- 1 unbaked pie shell

Combine first 5 ingredients and cook until mixture thickens. Stir in almond extract, food coloring, butter and lemon juice. Set aside to cool, then pour into pie shell. Bake at 350° for 35 to 40 minutes.

Mrs. John L. McIntee

Deluxe Cherry Pie

- 1/2 cup powdered sugar
- 3 ounces cream cheese
- 1 teaspoon vanilla
- 1/2 pint whipping cream, whipped
- baked pastry shell
- cherry pie filling

Cream sugar and cheese. Fold in whipped cream and vanilla. Pour into baked pastry shell. Top with cherry pie filling.

Mrs. Ed Bales

The WORKBASKET pays \$2 for each original unpublished recipe of your family's favorite dish printed in these columns. Address Food Editor, The WORKBASKET, 4251 Pennsylvania, Kansas City, Missouri 64111. We regret that we cannot publish every recipe and cannot return those not used, nor correspond about them. The decision must be left to our judges.

MAKE BIG MONEY

CAKE DECORATING

CANDY MAKING—full or spare time

HOUSEWIVES WANTED! (No Experience Necessary)

Make hundreds of cakes like these!

Endless demand for lovely original Cake Decorations and luscious Professional Candy for Xmas, Easter, Weddings, Parties, all holidays and occasions. We show you how to turn your kitchen into a gold mine. Start your own business small, grow big! No capital required, no age, educational limits. Big money from clubs, churches, business firms, parties, weddings and birthdays. Write for FREE FACTS on home instruction.

FREE 3-month subscription to "Fun and Profit Hobbies" Magazine for Cake Decorators and Candymakers.

CAKE & CANDY INSTITUTE, Dept. BAH, 1600 Cabrillo Ave., Torrance, Calif. 90501




FASTEST, EASIEST WAY TO RAISE FUNDS



FREE booklet shows how to raise \$50-\$5000 without risk!

If you belong to an established club or organization that needs money to finance activities, here's the answer: raise \$50, \$100, \$1000 or more this easy way. Our "old-fashioned" Kathryn Beich candies have been used by thousands of schools, churches, clubs and other organizations to support their projects. Choose from 13 different candies. Send coupon now for this FREE 20-page catalog and planning guide.



Kathryn Beich Candies

Dept. 23P8, Bloomington, Ill. 61701

Our group is interested. Send full details.


Organization _____

Send to _____

Address _____

City _____ State _____ Zip _____

CHERRY FESTIVAL



When we think of February we naturally think of cherries. Cherries are one of the most versatile cooking ingredients there is. They can be used as main ingredient in a recipe, as a topping or sauce or as a colorful decoration to a gourmet dish. Cherries may also be considered a convenience food for they are available to the homemaker all year 'round either as fresh, frozen or canned.

So join the February Festivities and cook with cherries this month.

Cherry Bombe

- 1 quart vanilla ice cream, softened
- 1/2 cup maraschino cherries, halved and drained
- 1/4 cup coarsely chopped walnuts
- 1 pint cherry ice cream
- 1 8-inch layer sponge cake, cut in 3/4-inch strips
- 1/3 cup maraschino syrup
- sherry extract to taste

Line chilled 1 1/2-quart spring-form pan or simple heart-shaped mold with slightly softened vanilla ice cream. Place cherry halves and chopped walnuts on ice cream. Work quickly to avoid melting ice cream. Freeze until firm. Place cake strips over ice cream, pack firmly. Combine cherry syrup and sherry extract, pour over cake. Pack cherry ice cream into mold on top of cake; cover with foil and freeze overnight or several hours until firm. Unmold by placing hot towels around mold. Garnish with whipped cream and cherries. Makes 12 servings.



Sweetened whipped cream and tart cherry pie filling are blended to make a prize-winning dessert.

Jiffy Cherries 'N Cream

- 1 cup heavy cream
- 2 teaspoons sugar
- 2 1/2 cups (1 pound 5-ounce can) cherry pie filling

In small mixer bowl, beat cream with sugar just until peaks form. Carefully fold in cherry pie filling until evenly blended. Spoon into 6 parfait glasses. Place in freezer. Freeze 2 hours or until firm. If desired, at serving time garnish top with additional whipped cream. Makes six 1/2-cup servings.

Bing Cherry Sauce

Drain 1 can (1 pound 1 ounce) pitted Bing cherries, measuring syrup. Add water to syrup to make 1 1/2 cups; blend with 2 tablespoons cornstarch and dash of salt in saucepan. Cook and stir until thickened and clear. Remove from heat. Add cherries, 1 teaspoon lemon juice and 1/2 teaspoon almond extract. Serve warm or cool. Makes about 2 1/2 cups sauce.

Cherry-Almond Cheese Pie

- 1 package no-bake cheese cake filling
- 3 tablespoons sugar
- 1/4 cup (1/2 stick) margarine, melted
- 1 1/2 cups cold milk
- 1 1/4 cups (1 pound 1-ounce can) drained dark, sweet cherries
- 1/4 cup chopped blanched almonds, toasted

Combine graham cracker crumbs, sugar and melted margarine. Press mixture firmly against sides and bottom of 8-inch pie plate. Refrigerate crust 15 minutes. Pour milk into small mixing bowl. Add cheese cake filling and beat at low speed with electric mixer or rotary beater until blended. Beat at medium speed 3 minutes longer. Pour filling into crust. Place cherries on cheese filling. Sprinkle with almonds. If desired, pipe a border around edge of pie with cream cheese softened slightly with milk. Chill at least 1 hour before serving. Makes one 8-inch pie.




Easy-to-fix Sour Cream-Coconut Mold makes an ideal party dessert.

Sour Cream-Coconut Mold

- 1 tablespoon (1 envelope) unflavored gelatin
- 1/4 cup cold water
- 1 pint sour cream
- 1/2 cup sugar
- 1 1/3 cups (one 3 1/2-ounce can) flaked coconut
- 2 1/2 cups (one 1-pound 5-ounce can) cherry pie filling, well chilled

In top of double boiler, combine gelatin and water; let stand 5 minutes. Dissolve gelatin over hot water; stir constantly. Blend gelatin into sour cream. Stir in sugar. Add coconut; blend well. Turn mixture into lightly oiled 3 cup mold. Refrigerate 3 hours, or until firm. At serving time, unmold onto serving dish. Top with chilled pie filling. If desired, garnish with extra coconut.

in full color



RECIPE CARDS

DOUBLE THE REGULAR SIZE

FOLDS TO FIT A STANDARD RECIPE FILE

A brand new idea for your recipe box . . . that can earn you or your organization more money than ever! Your group can sell the finest Recipe Cards available . . . and earn 45¢ on every box sold. Twelve members selling just twelve boxes each will add \$64.80 to your treasury. Printed in vivid color, with a quaint Pennsylvania Dutch design; the saying "Kissin' wears out, cookin' don't" will make these cards sell on sight to any homemaker who takes pride in her kitchen and her cooking. Thirty 6" x 5" double-sized cards are attractively packed to make a perfect shower or birthday gift. Send your name and address and \$1.00 for sample box, complete details, and catalog.

CURRENT, INC., Dept. 628
Box 2020 Colo. Springs, Colo.

A PROVEN MONEY MAKER FOR CHURCHES AND CLUBS



Make \$82 With Happy Home Dish Cloths

Unusually heavy, special weave for extra scrubbing power. Make big profits — plus free prizes and big bonuses. No money needed! No risk!

FREE Sample of the finest dish cloth you've ever used.

Your group spends no money — not one penny! Send name and address and name of your organization today for full information and free samples.

Southern Flavoring, Dept. B-478, Bedford, Virginia



Gloxinia BULB 1
Beautiful Pot Plants 25c

Gorgeous, easy to grow house plants, 3" to 4" flowers, last for months. Exquisite mixed colors. SEND ONLY 25c for 1; 50c for 2; \$1 for 5. Order now. R.H. SHUMWAY SEEDSMAN DEPT. 397, ROCKFORD, ILL. 61101

**RAISE \$40,
\$200, \$400**

or more for your Church or Group
with this 6-in-1 Pair of Kitchen
and Household Shears

Now America's favorite fund-raiser,
Anna Wade, will help your club or
group raise needed money, with
this 6-in-1 Homemaker's Helper.
Stay-sharp blades cut poultry, vege-
tables, light wire. Multi-purpose
handles serve as screw driver, lid
pryer, bottle opener.

YOU DON'T SPEND 1¢. Anna
Wade ships you 100 Shears
ON CREDIT. Have 10
members each sell 10 shears
for \$1 each. Return \$60,
keep \$40 for your treasury.
Mail coupon below to Anna
Wade, Lynchburg, Va. 24505



ANNA WADE

Dept. 830GB, Lynchburg, Va. 24505
Rush me FREE fund-raising details on Kitchen
and Household Shears.

NAME _____
ADDRESS _____
CITY _____ STATE _____ ZIP _____
Name of
Organization _____

GIANT DAHLIAS
FROM SEED IN 10 WEEKS
World's most famous varieties. Pro-
duces gorgeous blooms from July to
frost. Send 15c in coin for big pkt.
or 2 Pkts. for 25c and **FREE**
Copy Of Our Big New Garden Catalog
R. H. SHUMWAY SEEDSMAN
Dept. 400 ROCKFORD, ILLINOIS 61101



Mrs. Betty Kasmarski, Chester, N. Y.

**We're looking for
a helpful woman
like Betty Kasmarski**

Do you have at least 3 friends who
have done things for you? Then read
how you can do a favor for them.

More and more women are finding
out that a Popular Shopping Club
helps them get more things. So
there's a big need for women to
start these clubs—and run them.

You do a favor for your friends.
And you get \$50 in free merchandise.

Popular Club Plan, Dept. T503 Lynbrook, N. Y.
Send Big FREE 488 Page FULL-COLOR Catalog

Name _____
Address _____
City _____ State _____

Maraschino Cherry Bars

Base:

- 1/2 cup sifted all-purpose flour
- 1/4 teaspoon soda
- 1/8 teaspoon salt
- 1/2 cup firmly packed brown sugar
- 1 cup rolled oats (quick or old-fashioned, uncooked)


1/3 cup melted butter or margarine

Topping:

- 1/4 cup sifted all-purpose flour
- 3/4 cup sugar
- 1/2 teaspoon baking powder
- 1/4 teaspoon salt
- 2 eggs, beaten
- 3/4 cup cut-up maraschino cherries
- 1/2 cup flaked or shredded coconut
- 1/2 cup chopped nutmeats

Heat oven to moderate (350°F.). Sift
together flour, soda and salt. Add brown
sugar, oats and butter, mixing until com-
bined. Firmly press mixture into ungreased
9-inch square pan.

For topping, combine all ingredients
thoroughly. Spread mixture over base.
Bake in preheated oven (350°F.) about 30
minutes. Cool; cut into bars. Makes 2
dozen bars.



Cottage cheese and sour cherries are com-
bined for an elegant Cherry Cheese Kuchen.

Cherry Cheese Kuchen

- 1/4 cup milk
- 1/4 cup sugar
- 1/2 teaspoon salt
- 1/4 cup margarine or butter
- 1/4 cup warm, not hot, water
- 1 package or cake yeast, active dry
or compressed
- 1 egg
- 2 1/4 cups sifted enriched flour (about)
- 1 cup cottage cheese, drained
- 1 egg yolk
- 1/4 cup sugar
- 1/2 teaspoon grated lemon rind
- 2 tablespoons cornstarch
- 1 number 2 can pitted red sour cherries
(or 1 pint home canned)
- 2 tablespoons sugar
- few drops almond extract
- few drops red food color, if desired

Scald milk; add 1/4 cup sugar, salt and
margarine. Cool to lukewarm. Measure
water into large bowl (warm, not hot,
water for active dry yeast; lukewarm water
for compressed yeast). Sprinkle or crumble
in yeast; stir until dissolved. Stir in luke-
warm milk mixture, egg and half the
flour; beat until smooth. Stir in remain-
ing flour to make soft dough. Turn out
onto lightly floured board; knead until
smooth, about 5 to 10 minutes. Place
dough in greased bowl, turning to grease
top. Cover; let rise in warm place, free
from draft, until doubled in bulk, about
1 1/2 hours.

Drain cottage cheese and put through
strainer. Combine cheese with egg yolk,
1/4 cup sugar and lemon rind. When
dough has doubled in bulk, punch down.
Pat out in greased 9 x 1 1/2-inch cake pan,
making rim around edge. Brush center
of dough with a little melted margarine
or butter. Spread cheese mixture over
dough inside rim. Let rise in warm place,
free from draft, until doubled in bulk,
about 1 hour. Bake at 400° F. 25 minutes,
or until done. Cool in pan on wire rack
until slightly warm or cold. Meanwhile,
drain cherries, reserving 2/3 cup juice.
Combine cornstarch with remaining sugar;
slowly stir in reserved juice from cherries.
Add cherries, extract and food color. Cook
over medium heat, stirring until thickened
and clear. Cool; then pour over cooled
cake. Makes one 9-inch cake.

Ham with Tropical Sauce

- ham, fully cooked
- 1/2 cup raisins
- 1 cup water
- 6-ounce can frozen orange juice
concentrate
- 8 1/2-ounce can crushed pineapple
- 1 pound can sliced peaches
- 1/2 cup maraschino cherries, cut in halves
- 1/2 cup pecan halves
- 1/4 teaspoon cinnamon
- 1/4 teaspoon ground cloves
- 1 tablespoon cornstarch
- 1 tablespoon lemon juice

Since ham is fully cooked, it may be
served hot or cold. Simmer raisins in
water about 10 minutes. Stir in orange
juice concentrate, pineapple, peaches with
syrup, cherries, pecans, cinnamon and
ground cloves. Simmer 10 minutes. Blend
together cornstarch and lemon juice. Stir
into fruit mixture. Cook, stirring occasion-
ally, until sauce is thickened. Spoon some
tropical sauce, hot or cold, over ham. Serve
remaining sauce with ham. Makes about 3
cups sauce.

**Exciting New P/u* Ideas for
RAISING UP TO \$1,000 quick**
Set your goal and reach it
by repeating 8 magic words

It's fun and easy! Thousands of church,
lodge, school, civic, veteran, youth, and
other groups have raised millions of dollars
with one or more of M-K's four proven
plans. You keep 40 cents out of every dollar.
No investment necessary. Your group can
participate with confidence.

Four Proven Plans

Rush name and address today for the 8
magic words and complete information about
the 4 proven money-raising plans. No obliga-
tion—and no salesman will call.

*P/u means Possibilities Unlimited.
One group raised \$4,000 in 30 days.

MARION-KAY Dept. G-214
Brownstown, Indiana 47220

**RAISE FUNDS
EASILY AND QUICKLY**



4 beautiful new
patterns of
graceline
3-ply facial
tissue napkins

Wonderful repeat item—
they sell on sight!

sell for **50¢** per pkg.

excellent discounts to you


FOR FREE SAMPLES WRITE

Grace Line Co. 1134 Stinson, Dept. W-28
Minneapolis, Minn. 55413
Without obligation, please send free
samples and complete money-making plan.

Name _____
Address _____
City _____ State _____ Zip _____
Organization _____

SCRAP CRAFT BOOKS

FREE "MAKE IT WITH GREETING CARDS" BOOK



101 clever, original projects to make from your treasury of greeting cards.
BUY THESE FOUR BOOKS AND GET GREETING CARD BOOK FREE

- PB-36 Easy-to-make Bazaar Specialties...52 projects
 - PB-44 Create With Eggshells and Egg Cartons86 projects
 - PB-46 Cereals, Boxes, Macaroni60 projects
 - PB-49 Party Favors and Decorations from Grocery Store Products100 projects
- GET ALL FIVE BOOKS only \$2**
 Add 25¢ per order (Canada only).
IDEAS UNLIMITED, Box 194-2A7 Morton Grove Ill. 60053

February Days to Remember

Three festive days to celebrate with a party — Washington's and Lincoln's birthdays and of course St. Valentine's Day! Thrill family and friends with this month's creative cookery.

"Be My Angel" Cake
 Frost an angel cake with pink-tinted seven minute frosting. Place 5 large chocolate hearts on top of cake and 14 small chocolate hearts around side of cake.

Chocolate Hearts
 Combine 1 6-ounce package (1 cup) semi-sweet chocolate morsels and 2 tablespoons vegetable shortening in top of double boiler; melt over hot (not boiling) water. Spread evenly with back of spoon on aluminum foil-lined 15 x 10 x 1-inch pan. Chill until firm, approximately 20 minutes. Invert carefully on waxed paper-lined cookie sheet. Gently peel off foil. Using heart-shaped cookie cutter, 2 inches across at widest point, cut 14 hearts. Using heart-shaped cookie cutter, 2½ inches across at widest point, cut 5 hearts. Re-chill until firm enough to handle, approximately 5 minutes.

Prepare and bake cake mix according to package directions, using 13 x 9 x 2-inch pan. Cool completely. To make frosting, combine butter and milk in saucepan; bring to boil and remove from heat. Add semi-sweet chocolate morsels and stir until melted. Add vanilla and egg; beat until smooth. Cool to lukewarm. Gradually beat in confectioners' sugar; continue beating until thick enough to spread. Cut cake crosswise into 3 equal rectangles. Stack, using small amount of frosting between layers. To make peaked roof, cut slanted pieces from top layer, cutting downward and outward from top center. Make chimney with piece of cut-off cake; attach to roof with small amount of frosting and food pick. Cover entire surface of cake with thin layer of frosting. Make log walls by forcing frosting through a cake decorator with number 12 tip (or use paper cone with a round opening ¾ inch in diameter). Start at bottom and work up. Frost roof with remaining frosting; it should be quite thick and go over edge slightly to make overhang. Make door and windows with food picks (break or cut off end of picks to make windows).

Washington Day Cake
 1 package pound cake mix
 Bake cake according to package directions. When cake is cool, place upside down on platter and cut triangular shaped piece from each of four sides of loaf, leaving a "log" with slightly flattened top. Frost with Quick Semi-Sweet Chocolate Frosting, piling more frosting on top than sides to give rounded log effect. From pastry mix or cookie dough, cut out three "hatchets" and bake as directed. Cool. When chocolate frosting is firm, press "hatchets" into frosting on top of log at intervals and place a cherry in front of each hatchet, garnishing platter with more stemmed cherries, if desired.


Quick Semi-Sweet Chocolate Frosting
 1 12-ounce jumbo package (2 cups) semi-sweet chocolate morsels
 ½ cup sour cream
 1 cup sifted confectioners' sugar
 Melt semi-sweet chocolate morsels over hot (not boiling) water. Remove from water; cool 5 minutes at room temperature. Stir in sour cream and confectioners' sugar; blend well. Makes 1½ cups.

"With God ALL THINGS ARE POSSIBLE"

Are you facing difficult problems? Poor Health? Money or Job Troubles? Unhappiness? Drink? Love or Family Troubles? Would you like more Happiness, Success and "Good Fortune" in Life? If you have any of these Problems, or others like them, dear friend, then here is wonderful NEWS of a remarkable NEW WAY OF PRAYER that is helping thousands to glorious new happiness and joy! Just clip this message now and mail with your name, address and 10¢ to cover postage and handling. We will rush this wonderful NEW MESSAGE OF PRAYER and Faith to you by Return Mail absolutely FREE! We will also send you FREE, this beautiful satiny GOLDEN CROSS for you to keep and treasure!

LIFE-STUDY FELLOWSHIP
 Box F-4912, NOROTON, CONN.

GOLDEN CROSS



Make a Log Cabin Cake to celebrate Lincoln's birthday.

- Log Cabin Cake**
- 1 package white or yellow cake mix
 - ½ cup butter or margarine
 - ½ cup milk
 - 1 12-ounce package or 2 6-ounce packages (2 cups) semi-sweet chocolate morsels
 - 2 teaspoons vanilla
 - 1 egg
 - 6 cups sifted confectioners' sugar

Find out about the quality cookies that practically sell themselves! One taste will tell you that we use only the finest imported and domestic ingredients . . . like pure, all-vegetable shortening, whole fresh eggs, Philippine cocoanuts, pure chocolate

DEER PARK can help your organization turn cookies into QUICK CASH!

chips, grade-A pecans and cashews, choice fruits and jellies. You get all these "extras", too: 8 swift sellers, great cash bonus, pre-paid freight, hand-packed assortments, protective fluted cups, and personalized organizational labels!



FOR FREE FULL-COLOR CATALOG AND COOKIE SAMPLER . . . mail this coupon at once! Dept. WB-28

Deer Park Baking Company, Hammonton, N. J.

Organization _____ Title _____
 Name _____ Address _____ City _____ State _____ Zip _____

MEN! 100 STYLES FOR W-I-D-E FEET!
 EE to EEEEE Only
 Sizes 5 to 13

Men only. Casual, dress, work shoes that really fit. Top quality, popular prices. Money-back guarantee.

Not sold in stores

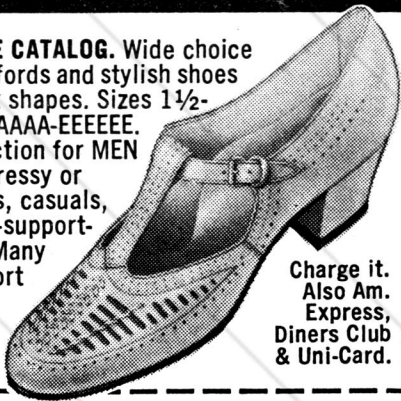
Write Today for FREE CATALOG

HITCHCOCK SHOES, Hingham 39-A, Mass. 02043

Comfort Shoes

FOR THE HARD-TO-FIT

FREE 32-PAGE CATALOG. Wide choice of comfort oxfords and stylish shoes in the newest shapes. Sizes 1½-12. Widths AAAAA-EEEEEE. Also big selection for MEN and TEENS. Dressy or walking shoes, casuals, slippers, foot-supporting oxfords. Many built-in comfort features. Money back guarantee.



Charge it. Also Am. Express, Diners Club & Uni-Card.

OUR 102nd YEAR
Coward Shoe Dept. K-3
 18 East 34th Street, New York, N.Y. 10016
 Please send FREE new Full Color Catalog.

name _____ (please print)
 address _____
 city _____ state _____ zip _____

LIFE INSURANCE


ISSUED BY MAIL • KEEP IT FOR LIFE

MAIL THIS AD

NO OBLIGATION

APPLICATION MAILED TO YOU

\$5000 ENTRY AGES 21 to 70 • \$2000 ENTRY AGES 21 to 80
 Whole Life Policy pays world-wide for death from any cause, any time, except during first policy year for either suicide or death from undisclosed pre-existing health conditions. Mail your name, address, zip code, year of birth and ad to Great Lakes Insurance Co., Elgin, Ill. 60120. Dept. BE93J6.



HEAD LETTUCE

will head in any climate

GREAT LAKES ICEBERG-TYPE
 ALL AMERICA WINNER, TRY IT

Resistant to heat and sun. Medium size. Solid crisp heads. Send 10c for big packet or 3 packets for 25c and New Seed & Nursery Catalog. **FREE**
R. H. SHUMWAY SEEDSMAN
 Dept. 407 ROCKFORD, ILLINOIS 61101

50 YARDS LACE 98c

Enchanting patterns & designs. Vals, edgings, insertions, braids, etc. in beautiful colors & full widths. For womens', girls', babies' dresses, pillow slips, decorative edgings on many articles, etc. Pieces at least 10 yards in length. None small. **FREE! 100 New Buttons!** Beautiful quality. All kinds, all sizes, ALL colors. ALL NEW. Many complete sets. 100 Buttons FREE when you order the LACE—none without lace. Only 98c, but pls. include 27c extra for pstg. & hdlg. or \$1.25 in all.
SPECIAL! 20 new ZIPPERS in assorted lengths and colors, only \$1.00
 Money-back guarantee. Order NOW!
LACE, Dept. NL-65, Box 662, St. Louis, Mo.

FREE 100 BUTTONS



Serve Love-Forever Cake to the Valentine at your house.

Love-Forever Cake

- 1 package white cake mix
- 1 6-ounce package (1 cup) semi-sweet chocolate morsels
- 2 eggs, separated
- 2 tablespoons milk
- ½ teaspoon vanilla
- ¼ teaspoon salt
- 4 tablespoons sugar

Prepare cake mix according to package directions. Turn batter into an 8 x 3-inch deep heart-shaped cake pan. Bake in moderate oven (375° F.) 35 to 40 minutes. Cool. Reserve 1 tablespoon semi-sweet chocolate morsels. For filling, melt remaining morsels over hot (not boiling) water. Remove from heat; beat in egg yolks one at a time. Mixture will be stiff. Blend in milk and vanilla. Reserve. Beat egg whites and salt until stiff but not dry. Gradually add sugar and beat until very stiff. Spoon meringue around edge of cake or force through pastry tube. Sprinkle with remaining 1 tablespoon morsels. Bake in hot oven (425° F.) 4 minutes or until meringue is lightly browned. Spoon filling inside meringue border. Yields 8 to 10 servings.

Valentine Cookies


- ½ cup evaporated milk
- 4 tablespoons butter or margarine
- ¼ teaspoon salt
- 1 6-ounce package (1 cup) semi-sweet chocolate morsels

Prepare favorite rolled butter cookie recipe or use packaged mix. Roll cookie dough; cut out with 2½-inch heart shaped cookie cutter. Bake; cool. For filling, combine evaporated milk, butter and salt in saucepan. Bring to full boil, stirring constantly. Remove from heat; stir in semi-sweet chocolate morsels. Stir until blended. Use as filling for cookie sandwiches. Makes approximately 1 cup.

Note: If desired, center of half the cookies may be cut out with smaller heart cookie cutter before baking.

LOVE

CAKE and FOOD DECORATING?



Go creative . . .

WITH WILTON'S CAKE AND FOOD DECORATING IDEAS BOOK.

This book offers festive holiday and party ideas, instructions, and supplies in 144 BIG 8½" x 11" pages—100 of them in full color! The beautiful cakes illustrated above are just a few of the hundreds of "HOW-TO" ideas in this fascinating book that also features original decorations for weddings, anniversaries, parties and many special occasions.

ALSO—with each copy of WILTON'S CAKE and FOOD DECORATING IDEAS BOOK you will receive FREE — Wilton's Icing designer (Scallop Skimmer). Send \$1.00 for Scallop Skimmer and book.

WILTON ENTERPRISES Dept. WB 268
 833 W. 115th St. Chicago, Illinois 60643

This is your SHIPPING LABEL print CLEARLY

FIND ENCLOSED \$1.00

CASH CHECK

TO: NAME: _____

ADDRESS: _____

CITY _____ STATE _____ ZIP _____

FOR A FRIEND

FIND ENCLOSED \$1.00


CASH M.O. CHECK

FROM (MY NAME): _____

TO (FRIEND'S NAME): _____


ADDRESS: _____

CITY _____ STATE _____ ZIP _____




3697—Hobbyist or craftsman will enjoy making this combination end table and book stand. The table will combine with nearly all styles of furnishings. Stain, paint or use laminated plastic.

3698—Refreshing as a spring breeze are these lovely flowers to embroider or paint; entwined with running stitch scrolls. Perfect for tea towels, pillow slips, aprons, pictures, other articles and even quilts.



3696—Shamrocks, hearts and cross stitches are wonderfully adaptable to pillow slips, luncheon sets, aprons, other linens and clothing. Embroider or textile paint to suit your color schemes.

3699—Water lilies seem to float across this quilt. The leaves and flowers (3 shades of 1 color) are appliquéd on blocks, alternated with quilted blocks. Scallop for edge, quilting motif, yardage estimates, etc. included.



Send THIRTY-FIVE CENTS (in coin) for each usable-several-times Hot Iron Transfer or Direction Sheet or Quilt Pattern to:
 HOMECRAFT SERVICE, Dept. WB
 1245 Swift, North Kansas City, Missouri 64116

Spectacular new-choice offer
 from Doubleday's Dollar Book Club

TAKE ANY **5** OF 47 FULL-LENGTH HARD-COVER BOOKS FOR ONLY **99¢**

when you join and agree to take only a book a month for only a year, out of a wide selection — at low Club prices.



SEE FOLLOWING PAGES FOR MORE CHOICES

Save time, money and work at home.

Creative Commons 4.0 NC SA BY FREE DISTRIBUTION ONLY - NOT FOR SALE

YOUR CHOICE OF BEST-SELLERS!
ILLUSTRATED BOOKS!
EVEN 2-AND-3-VOLUME SETS!



TAKE ANY **5** OF 47 HARD COVER BOOKS FOR ONLY **99¢**

when you join and agree to take only a book a month for only a year, out of a wide selection - at low Club prices

TEAR OUT AND MAIL THIS POSTCARD - SEND NO MONEY

DOUBLEDAY ONE DOLLAR BOOK CLUB
DEPT. 82-WBX, GARDEN CITY, NEW YORK 11530

Please accept my application for membership and send me, as my new-member bonus, the 5 books circled at right. Bill me only 99¢ plus shipping and handling. If not delighted, I may return the introductory package within 10 days and my membership will be canceled.

Send me free each month the Club Bulletin describing the coming selections and alternate book bargains. Whenever I don't want a coming selection, I may notify you on the convenient form always provided. I need buy only one book a month out of at least 20 offered each month, and may resign any time after one year. I pay only \$1 for each selection or alternate (plus shipping and handling) unless I prefer to receive an extra-value book at a higher price.

Mr. _____
Mrs. _____
Miss _____ (Please print)

Address _____

City & State _____ Zip No. _____

Credit reference _____
(Your phone number, bank or department store charge account)

If under 18 parent must sign here _____

Circle numbers of the 5 books you choose:

1	5	17	20	36
39	42	67	74	75
102	151	154	155	167
183	186	187	196	210
235	253	263	270	275
287	301	302	311	342
351	370	371	385	394
395	400	408	414	416
418	420	423	424	425
572	665			

Canadian enquiries write to address above. For your convenience, books will be shipped from our Canadian office. Members accepted in continental U.S.A. and Canada only. 5-D593

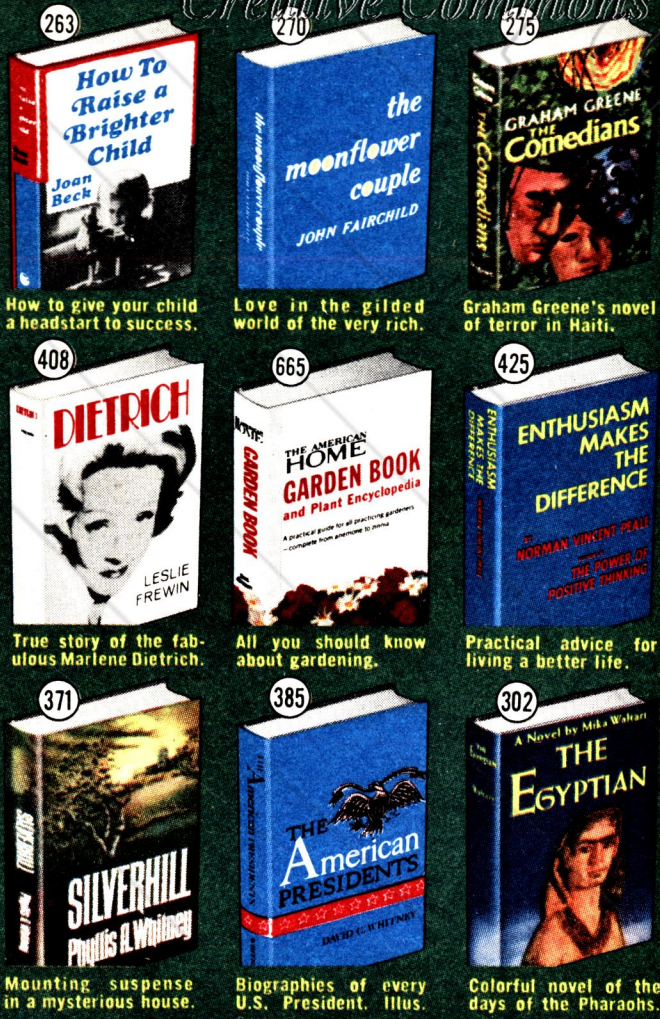
Choose any 5 of 47 titles for only 99¢

A great new introductory offer from Doubleday's famous Dollar Book Club! Select any 5 of 47 books for only 99 cents. Choose from best-selling novels, illustrated books, reference volumes, two- and three-volume sets — all hard-cover, full-length books! This is your introductory package when you join.

- Thereafter, as a member, you will be offered each month a variety of book bargains from which to choose. Selections are exciting new adult novels, chosen from the lists of leading publishers. They cost \$3.95 to \$5.95 each in publishers' editions, yet they come to members for as little as \$1. Big hits by Thomas B. Costain, Daphne du Maurier, Frank Yerby and other top authors have come to members for \$1 — a saving of up to 75%. Some extra-value books are offered at prices higher than \$1.
- Alternate selections include books of every kind — cook books, travel books, mysteries, classics, homemaking books — at special prices to members only. An attractive bonus plan offers other big savings too.
- All books are new, full-length, hard-bound editions made especially for Dollar Book Club members.

SEND NO MONEY — JUST MAIL POSTCARD
 Circle code numbers of the 5 introductory books of your choice. You will receive these at once, and you will be billed only 99 cents, plus shipping and handling. Doubleday One Dollar Book Club, Garden City, N. Y.

NOTE: Book Club editions shown are sometimes reduced in size, but texts are full-length — not a word is cut!
(SEE INSIDE FOR MORE TITLES)



How to give your child a headstart to success.
 Love in the gilded world of the very rich.
 Graham Greene's novel of terror in Haiti.
 True story of the fabulous Marlene Dietrich.
 All you should know about gardening.
 Practical advice for living a better life.
 Mounting suspense in a mysterious house.
 Biographies of every U.S. President. Illus.
 Colorful novel of the days of the Pharaohs.

4 IRRESISTIBLE WIDE-EYED PUPPIES
 Beautiful and Appealing Original Oil Paintings Now Yours
 As Full Color Large Fine Art Prints


ALL 4 ONLY \$1




POTATO CHIP



GOLDEN BOY



SNUFFY



BUCKY

Just picture these irresistible puppies in your own home. Everyone who sees these appealing waifs fall in love with their adorable warmth and touching wide eyes. You just want to take them into your home and into your heart. That's because the artist, Gig, one of America's most perceptive painters of animals has captured the universal appeal and warmth you find only in a funny, friendly puppy. Under his sensitive brush, the wonder of puppyhood and the realistic backgrounds combine to give a compassionate glimpse of life. Unfortunately the black and white illustrations here cannot possibly convey all the artist's magical color and brilliant details. Only when you see them in your home can you fully appreciate their magnificent artistry and superb beauty.

OFFER WILL NOT BE REPEATED THIS SEASON
 We urge you to order your full color prints now while the supply lasts. The dramatic portraiture of animals is the latest decorator rage, and these are certain to go quickly. In order to show some of the craftsmanship and intricate detail in all the pictures, we have shown one picture larger than the rest. Actually all four fine art prints are the same size, a full 10" x 14" decorator size. So hurry, order now, offer will not be repeated this season in this magazine.

COLONIAL STUDIOS, DEPT. DG-24
 20 Bank Street,
 White Plains, N. Y. 10606

Please send me the four Dog prints for only \$1 plus 10¢ postage on full money back guarantee if I am not delighted.

Enclosed is \$..... (Print Clearly)

Name

Address

City State Zip

SAVE! SPECIAL OFFER: Order three sets of prints only \$2.00. (You save \$1.30.) Extra sets make ideal gifts.

BUSINESS REPLY MAIL
 No Postage Stamp Required if Mailed in the United States

Postage Will Be Paid By—

DOUBLEDAY ONE DOLLAR BOOK CLUB

GARDEN CITY

N. Y. 11530

FIRST CLASS
 Permit No. 3
 Garden City
 New York

VIA AIRMAIL



needed to work to gauge), a 00 steel
crochet hook and a size 18 tapestry
needle.

Abbreviations:

- | | |
|------------------------------------|---------------------|
| k (knit) | inc (increase) |
| p (purl) | sc (single crochet) |
| o (yarn over) | ch (chain) |
| st (stitch) | sp (space) |
| sl (slip) | sk (skip) |
| pssO (pass slipped
stitch over) | sl st (slip stitch) |
| dec (decrease) | rnd (round) |
| | lp (loop) |
| | tog (together) |

- Gauge:** Stockinette st—
9 sts equal 2 inches
13 rows equal 2 inches
Lace Panel—
13 sts equal 2 inches
13 rows equal 2 inches

Back: Starting at lower edge with melon and number 5 needles, cast on 84 (86, 92, 96) sts. Work in k 1, p 1 ribbing for 12 rows, inc 3 sts evenly spaced across last row. Change to number 8 needles and work as follows on these 87 (89, 95, 99) sts.

Row 1 (right side): K 12 (12, 14, 14), place a marker on needle, * work lace pattern across next 13 sts as follows: k 1, O, k 2 tog, (k 1, p 2) twice, k 1, sl 1, k 1, pssO, O, k 1, place another marker on needle, k 12 (13, 14, 16) place another marker on needle. Repeat from * once, work lace pattern across next 13 sts, place another marker on needle, k remaining 12 (12, 14, 14) sts—3 lace pattern panels started.

Row 2: (P across to next marker, sl marker, p 4, k 2, p 1, k 2, p 4, sl marker) 3 times, p to end of row.

Row 3: (K across to next marker, sl marker, k 2, O, k 2 tog, p 2, k 1, p 2, sl 1, k 1, pssO, O, k 2, sl marker) 3 times, k to end of row.

Row 4: Same as row 2.

Repeat these 4 rows for pattern. Work in pattern until 12 rows in all have been completed. Continu-

ing to work lace pattern across each lace pattern panel and stockinette st (k 1 row, p 1 row) on remaining sts, inc one st at both ends of next row and every 14th row thereafter—3 times in all. Work in pattern without increasing on these 93 (95, 101, 105) sts until total length is 12 (12, 13, 13) inches, ending with wrong-side row.

Armhole Shaping: Continuing to work pattern as before, bind off 6 (6, 7, 7) sts at beginning of each of next 2 rows. Dec one st at both ends of next row and every other row thereafter 6 times in all. Work even on remaining 69 (71, 75, 79) sts until length from first row of armhole shaping is 7 (7½, 8, 8½) inches, ending with a wrong-side row.

Shoulder Shaping: Bind off 6 sts at beginning of each of next 6 rows. Bind off 5 (6, 7, 8) sts at beginning of next 2 rows. Place remaining 23 (23, 25, 27) sts on a st holder for back of neck.

Left Front: Starting at lower edge with melon and number 5 needles, cast on 48 (48, 52, 54) sts. Work in k 1, p 1 ribbing for 12 rows, inc 2 (3, 2, 2) sts evenly spaced on last row. Change to number 8 needles and work on these 50 (51, 54, 56) sts as follows: Row 1 (right side): K 12 (12, 14, 14), place a marker on needle, work lace pattern across next 13 sts as on first row of back, place another marker on needle, work first row of lace pattern over remaining 13 sts—front edge. The position of 2 lace pattern panels has been established. Continue to work lace pattern as for back over 2 panels just established and remaining sts in stockinette st, inc one st at side edge every 14th row—3 times in all. Work even on these 53 (54, 57, 59) sts until total length is 12

(Continued on Page 68)

Cardigan with Lacing Trim

This versatile cardigan is equally attractive both with and without the lacing trim. Directions are given for size 10 with changes for sizes 12, 14 and 16 in parentheses. You will need 14 (15, 16, 16) ounces of

melon or color of your choice in Coats & Clark's Red Heart, 4 ply Knitting Worsted and 2 (2, 2, 2) ounces of white or contrasting color; one pair each of numbers 5 and 8 standard knitting needles (or size

FREE YARN CATALOG

featuring exciting KING SIZE NEEDLES

Just off the press, and yours for the asking — GOLDMAN'S spanking new catalog featuring the exciting new King Size Needles that enable you to knit with super-sonic speed. Low, low prices on yarns, embroidery, and crewel, PLUS QUANTITY DISCOUNTS.

Send for your FREE copy today.

GOLDMAN'S YARN STORES

2540 Grand Concourse, Bronx, N.Y. Dept. WK1

25 PET SEAHORSES \$290 !!

Free Seashells With Coral

All orders receive a Kit with attractive Seashells, a beautiful Coral, Food and simple instructions. Keep these fascinating pets in a simple jar or fishbowl. Educational and recreative hobby for the entire family. See the father seahorse give birth to live cute babies. **SPECIAL OFFER:** Order two mated pairs (4) and receive **ONE PREGNANT MALE**, will give birth to 20 babies (total 25 seahorses) for only \$2.90. One mated pair only \$1.50. **LIVE DELIVERY GUARANTEED.**



Sent Air Mail Ppd.

AQUALAND PET CENTER
Box 130, Dept. W-20, Shenandoah Sta., Miami, Fla. 33145



LIKE WALKING ON AIR! Exquisitely comfortable moccasins. Light, bouncy foam crepe soles, choice leather. Over 223 sizes in stock. Guaranteed! Red, White, Smoke, Taffytan, Black. Give second color choice. Purchases can be exchanged. Women's full and half sizes 3 to 13. **AAAAA to EEE.** \$7.98 postpaid. COD's accepted. **MOCCASIN-CRAFT, 65-98 Mulberry St., Lynn, Mass. 01903**

GROW Brilliant Colored GERANIUM



PLANTS FROM SEED. New double and Semi-Double varieties, all shades. Described in New Seed & Nursery Catalog. Send 15c in coin for 50c Pkt. **FREE** or 2 Pkts. for 25c and Catalog

R. H. SHUMWAY SEEDSMAN
Dept. 401 ROCKFORD, ILLINOIS 61101

Herrschners

NEEDLECRAFTS

72 E. Randolph St., Dept. 87, Chicago, Ill. 60601
Write for 48-page color catalog of 1,001 Needlecraft & Hobby-craft needs. **FREE**

Dependable Service and Quality since 1899

FREE DISTRIBUTION ONLY - NOT FOR SALE

(Continued from Page 67)

(12, 13, 13) inches, ending with a wrong-side row.

Armhole Shaping: Continuing to work pattern as before, bind off 6 (6, 7, 7) sts at beginning of next row. Dec one st at armhole edge every other row 6 times. Work even on remaining 41 (42, 44, 46) sts until length from first row of armhole shaping is 5 (5, 5½, 5½) inches, ending at front edge with a right-side row.

Neck Shaping—Row 1: Work across the first 12 sts, place these sts on a st holder to be worked later, complete row. Having one panel only, continue in pattern, dec one st at neck edge every other row 6 (6, 7, 8) times in all. Work even on remaining 23 (24, 25, 26) sts until length from first row of armhole shaping is 7 (7½, 8, 8½) inches, ending with a wrong-side row.

Shoulder Shaping: From armhole edge bind off 6 sts at beginning of next row and every other row thereafter 3 times. From same edge bind off remaining 5 (6, 7, 8) sts.

Right Front: Work same as for left front until 12th row of ribbing has been completed. Change to number 8 needles and work over 50 (51, 54, 56) sts as follows: Row 1: Work first row of lace pattern as before across first 13 sts, place a marker on needle, k 12 (13, 14, 16), place another marker on needle, work first row of lace pattern across next 13 sts, place another marker on needle, k remaining 12 (12, 14, 14) sts. Work in pattern as established to correspond with right front, reversing shaping.

Sleeves: Starting at lower edge with melon and number 5 needles cast on 38 (40, 42, 44) sts. Work

9 (11, 12, 12) sts evenly across last row. Change to number 8 needles and work over these 47 (51, 54, 56) sts as follows: Row 1: K 5 (6, 7, 8), place a marker on needle, work first row of lace pattern across next 13 sts, place a marker on needle, k 11 (13, 14, 14), place a marker on needle, work first row of lace pattern across next 13 sts, place a marker on needle, k remaining 5 (6, 7, 8) sts—2 lace pattern panels started. Work in pattern as established, inc one st at both ends of the 10th row and every 6th row thereafter 8 (8, 9, 9) times in all. Work even on these 63 (67, 72, 74) sts until total length is 11 (11, 11½, 12) inches, ending with a wrong-side row.

Top Shaping: Continuing in pattern, bind off 6 (6, 7, 7) sts at beginning of each of next 2 rows. Dec one st at both ends of every other row 6 times in all. Dec 1 st at both ends of every row 6 (7, 8, 8) times. Bind off 4 sts at beginning of next 4 rows. Bind off remaining 11 (13, 14, 16) sts.

Neckband: Sew shoulder seams. Place the 12 sts of right neck edge on a number 5 needle, join melon to the 12th st, pick up and k 9 (10, 11, 12) sts along side edge of neck, k the 23 (23, 25, 27) sts of back of neck, pick up and k 9 (10, 11, 12) sts along the next side edge of neck, k the next 12 sts from left front holder. Work across these 65 (67, 71, 75) sts as follows: Row 1: K 1, * p 1, k 1, repeat from * across.

Repeat last 2 rows once more. Repeat first row once more. Bind off loosely in ribbing. Cut a 1½ yard length of white and thread into tapestry needle. With double strands, weave through every other

Perfection felts

BRAND

Please check your selections and attach to order.

COLOR CHART 25¢
New felt chart contains wide selection of exciting colors.

CHILD'S BOOK OF SEWING..... 25¢
LOVABLE FELT TOY PATTERNS
Animals and dolls. Series of 16
3 FOR \$1.00..... 16 FOR \$4.75

FELT PIECES

7 Pcs. 6" x 9"..... \$1.00
8 Pcs. 12" x 18"..... \$2.00
10 Six inch felt squares..... \$1.00

NEW PRESS-ON FELT PIECES
4 Pcs. 9" x 12"..... \$1.00
Adhere with hot iron to fabric or hard surface

ORDER NOW—ALL POSTPAID
COMMONWEALTH FELT CO.
76 Summer Street, Dept. W68F, Boston 10, Mass.



TRAIN AT HOME TO BECOME A MEDICAL OFFICE ASSISTANT!

An unusual opportunity for women to enter the exciting, rewarding fields of Medicine or Dentistry through our unique home study training. You learn through new teaching methods based on principles developed at Harvard and Columbia Universities. Thousands of trained women are needed for full and part-time jobs. Free placement assistance. Write for color booklet describing training procedures and job opportunities.

CAREER ACADEMY

825 N. JEFFERSON STREET • DEPT. 113
MILWAUKEE, WISCONSIN 53202
Write for FREE booklet today!

Name	Age
Address	Phone
City	State/Zip
<input type="checkbox"/> Medical Office Assistant (Home Study)	<input type="checkbox"/> Dental Technologist
<input type="checkbox"/> Medical Assistant	<input type="checkbox"/> Medical Technician
<input type="checkbox"/> Dental Assistant	<input type="checkbox"/> Medical Technician

Accredited by the Accrediting Commission of the National Home Study Council and the National Association of Trade and Technical Schools. N48: 2-68

CARNATIONS 2 PKTS. for 10¢
and SNAPDRAGONS
 CHOICEST MIXED COLORS
 Special Offer. Easy-to-grow carnation plants from seed. Loads of giant everblooming flowers. New, largest flowered Tetra-snapdragons. Sturdy 2 1/2 ft. spikes, bloom all summer. Send 10¢ today for both packets and Seed, Plant and Nursery Catalog **FREE**
R. H. SHUMWAY SEEDSMAN
 Dept. 406 ROCKFORD, ILLINOIS 61101

Learn
FLOWER ARRANGING
 Quickly and Easily at Home
 Learn to make Professional corsages, arrangements, wedding and funeral designs. Study and earn your certificate at home. Unusual spare or full time money making opportunities or hobby. Send for Free Book... "Opportunities in Floristry"
LIFETIME CAREER SCHOOLS
 Dept. B-522, 2251 Barry Ave., Los Angeles, Calif. 90064

Hair OFF Face Lips Chin, Arms, Legs

Now Happy! I had ugly superfluous hair... was unloved... discouraged. Tried many things... even razors. Nothing was satisfactory. Then I developed a simple, painless, inexpensive method. It has helped thousands win beauty, love, happiness. My **FREE** book, "What I Did About Superfluous Hair" explains method. Mailed in plain envelope. Also Trial Offer. Write Mme. Annette Lanzette, P. O. Box 4040, Merchandise Mart, Dept. 589, Chicago 54, Ill.

Tortured 9 Years by 2 CORNS and a WART
 now they are gone," writes a happy user. Away go corns, calluses, common warts with wonder working DERMA-SOFT. This unique formula softens & dissolves those hard to remove growths so they rub off painlessly & safely, leaving skin smooth & soft. Don't suffer. Get DERMA-SOFT today at Druggists.

NEED MORE MONEY ???
 EXCITING GIFT SERVICE brings quick cash profits to groups or agents. It's easy to take orders from friends, neighbors, group members for 500 appealing, fast-selling articles. Our proven plan and Sample Kit Guarantees success. Send Post Card for FREE information.
 Smiling Scot Dept. MB-1 1266 Goodale Columbus, OH 43212

Cardigan
 (Continued from Page 69)
 row along the center st of each lace panel and fasten ends on wrong side, With white, crochet 22 chains each about 1 yard long. Weave a chain through the O spaces on each side of each lace pattern panel, as shown in photograph. Fasten ends on wrong side. Sew side and sleeve seams. Sew in sleeves.

Front Bands: With melon, being careful to keep work flat, work 3 rows of sc along left front edge. With right side facing, work 1 row of sc along right front edge. With pins, mark the position of 7 button-holes evenly spaced along last row, having the top pin 2 sts down from neck edge and the bottom pin 2 sts up from lower edge. Ch 1, turn.

Row 2: Sc in first 2 sc, * ch 2, sk next 2 sc, sc in each sc to within next pin. Repeat from * across, ending with ch 2, sk 2 sc, sc in last 2 sc. Ch 1, turn.

Row 3: Sc in first 2 sc, * 2 sc in next ch 2 sp, sc in each sc across to next ch 2 sp. Repeat from * across, ending with 2 sc in last ch 2 sp, sc in last 2 sc. Fasten off.

Buttons (Make 7): With white, ch 2.

Rnd 1: 5 sc in second ch st from hook. Do not join rnds.

Rnd 2: 2 sc in each of 5 sc.

Rnd 3: Sc in 10 sc.

Rnd 4: Draw up a lp in each of next 2 sc, yarn over hook, draw through all 3 lps on hook—dec made. Stuffing with some white yarn or cotton before opening becomes too small, repeat from * around.

Rnd 5: (Sk next st, sl st in next st) twice. Fasten off, leaving a 10-inch end of yarn for sewing. Sew on buttons.

Infant's Coat
 (Continued from Page 49)
Row 9: * Inc 1 st, (p 1, k 1) twice, repeat from * across—42 sts.
Row 10: * K 1, p 1, repeat from * across.

Continue to inc 1 more seed st between incs every other row until 10 inc rows have been completed—20 rows from start, 77 sts. Bind off 11 sts at beginning of next row (back of neck). P across remaining sts. Work in seed st for 28 rows.

Next Row: K each st and inc 16 sts evenly divided across row (82 sts).

Brim: K 1, p 1 for 51 sts, turn K 1, p 1 for 21 sts, turn. K 1, p 1 for 25 sts, turn. Continue in this manner always working across 4 additional sts until all sts are on one needle. K all sts for 3 rows. Bind off loosely.

Finishing: Sew back seam together. With yarn, work 2 rows sc around back of neck, holding in to fit. Work 1 row sc with angora around crown of hat. Holding wire over bound-off sts of brim, work 1 row sc with angora over wire and into bound-off sts, holding in to keep work flat. Fasten off. Place ribbon on bonnet as shown.

ZIP CODE RIGHT?
 REMEMBER, your WORKBASKET may not reach you if zip code is incorrect or omitted!
 Remove label from latest copy of WORKBASKET with correct zip code and send to:
The WORKBASKET
 4251 Pennsylvania
 Kansas City, Mo. 64111

www.antiquepatternlibrary.org 2019.08

8000 More Things to Make
 New Ways to Save
 Send today for year's subscription to
LEEWARDS
New FREE
HOBBYCRAFT CATALOG
 Save money, earn money—for yourself, for fund-raising groups. See things like these and thousands more.

- Holiday Kits and Unique Decorations
- Tablecloths & Pillowcases to Embroider
- Needlepoint Pieces
- Afghans to Knit
- Paint by Number Kits and Crochet
- Knitting Yarns
- Colorful Lamp and Rug Kits, Rug Yarns
- Grape Cluster Kits
- Dolls to Dress
- Realistic Flowers

Write: LeeWards, Dept. 68F3, Elgin, Ill. 60121

"NEW SOUND" ELECTRONIC ACCORDIONS
1/2 OFF!*
 *SAVE 1/2 OFF RETAIL PRICES OF COMPARABLE ACCORDIONS
5 DAY HOME TRIAL
BUY DIRECT... IMPORTER TO YOU
 Choose your "new sound" accordion from **World's Largest Selection**. More than 40 models for Students, Hobby Players, Professionals. New **ELECTRONIC** accordions with sensational new features! Full line Amplifiers, too. Buy direct from **World's Largest Dealer**—Buy just like Dealers do. Up to 3 years to pay. **NO RISK PLAN**—5 day home trial. Lifetime performance policy. Satisfaction guaranteed or money back. Big trade-in deals.

FREE BONUS GIFTS
 for promptness in ordering
 Lessons • Portfolio Music Stand • Deluxe Case • Music—More
"Button Type" Accordions!
 Big Discounts on Amplifiers and Reverb Units

FREE! Color Catalogs, Selection Guide, Discount Prices, Color Swatches.
 Rush coupon. Get details, pictures, low discount prices on all models... plus savings on amplifiers, accessories. No obligation. Write:
 Accordion Corp. of America, Dept. WB-28
 5535 West Belmont, Chicago, Ill. 60641

FREE Color Catalogs Discount Prices RUSH COUPON
 Accordion Corp. of America, Dept. WB-28
 5535 West Belmont, Chicago, Illinois 60641
 Send FREE Color Catalogs and Discount prices. Include special information checked:
 Amplifiers Button Type Accordions
 Name _____
 Address _____
 City _____ State _____ Zip Code _____
 I have a trade-in

Decoupage *A New Hobby*

Dorothy S. Garland

Most women love doing something creative with their hands and have a number of hobbies. A popular hobby is découpage, a French term for the "art of painting with paper". However, it cannot be called strictly a "ladies' amusement", for many men find it a fascinating hobby and like to cover boxes with sporting cutouts. School children have also demonstrated a notable talent for découpage.

Hunting for right materials can be loads of fun. Closets and attics should yield an abundance. Hat boxes, small doll trunks, albums, wooden or plastic boxes, glass jars, screens, wastebaskets and mirrors can be spray painted or covered with découpage papers and fancy cutouts.

Antique and thrift shops, art supply houses, bookstores and auction sales are good sources for materials. Wallpaper, old sheet music, seed catalogs, wrapping and marbled paper, colored foil, chintz and printed fabrics are excellent for covering boxes and wastebaskets.

Wastebaskets, books and albums are handsome when covered with marbled or tortoise shell paper and edged with gold borders, which come in strips 1/4 to 1/2-inch wide and 21 inches long.

Seashells, costume jewelry, fans, pressed flowers and ferns, feathers, old coins, theatre programs, Valentines and greeting cards may be arranged on box tops, coffee tables and shadow boxes.

Hat boxes in graduated sizes and lovely colors are all ready for découpage decorator. An old box, still in good condition, but perhaps soiled,

can be lined on inside and covered on outside with imported paper velveteen or burlap. For a professional touch, trim with gold lace border, add gay flowers, medallions cutouts or fake jewels. You will have a conversation piece that cannot be duplicated elsewhere.

All types of boxes lend themselves beautifully to découpage. Jewel, match and sewing boxes, made of paper, metal, leather or wood can be attractively decorated with cutouts.

Decorated eggs make beautiful gifts and are good sellers at church and charitable fund-raising bazaars. Eggs, either real, glass, Styrofoam, or satin, can be made superb when trimmed with paper lace, ribbon, sequins, jewels, gold braid, parts of earrings and baubles. They may be spray painted or dipped in food or



Decoupage is a craft that is enjoyed by all ages.

fabric dyes. However, in case of real eggs, they should be dyed before blowing, in cool water, as hot water will partially cook egg.

With a needle, make hole in top and bottom center of egg, and with a long needle or skewer, break yolk. Once it is broken, emptying is easy. Hold under cold water faucet and contents will quickly wash out. Scrub lightly so color will adhere, but not enough to remove natural coating. If you like a natural color egg, spray with a colorless fixative.

Christmas cards are another possibility. Plain, deckle-edge cards decorated with German paper motifs, which were created 100 years ago, make lavish (but not expensive) Christmas cards and wrappings.

To prepare wooden boxes for decorating, sand inside and out thoroughly, apply a light coat of shellac or varnish and allow to dry for 24 hours. Two or three coats are necessary. On last coat use a dampened emery cloth to give desired soft, matte finish. Apply cutouts and go over surface with a damp rag to remove any traces of paste, then varnish. The more varnish used, the more finished article will resemble an oil painting.

Razor blades, X-Acto knives, straight and curved scissors may be used to cut out designs, but whatever used, hold slightly to right to give a beveled effect; otherwise a hard, raw edge will result.

When pasting, lay work face down on large sheet of paper. For large areas use wallpaper paste, or any modern water-soluble paste or glue. Dip a brush in water, then in paste, and brush smoothly working from center to edges. For large areas, a rolling pin or wallpaper rol-

(Continued on Page 74)

Now! Life Insurance Birth to Age 80

\$1000 First 30 Days ONLY 25¢ Per Policy

CASH FOR YOUR FINAL EXPENSES. AVOID BEING A BURDEN TO YOUR FAMILY

Introductory Offer. Answer these 9 questions on a plain piece of paper and mail with only 25c for 30 days' protection. Suicide or death due to pre-existing illness not covered during first year. Regular rate shown on policy.

Amounts usually issued without doctor examination. **NEW LOW RATES.**

Ages	Amount	Ages	Amount
0 to 80	\$1000	15 to 60	\$2500

1. Print full name and address.
2. Date of birth?
3. Height? 3a. Weight?
4. Occupation, kind of work?
- 4a Name and address of employer
5. Race and Sex? (For identification).
6. Beneficiary and relationship to you?
7. To your knowledge have you had heart, lung, diabetes, cancer, or chronic disease? Are you deformed, lost a hand, foot, eye, or ever rejected for insurance?
8. State condition of your health.
9. Amount desired, and sign your name.

NO AGENT WILL CALL

Actual policy will be mailed you direct from Home Office. **You be the judge.**

Mail to: **S. B. Hunt, Chairman**
AMERICAN LIFE & ACCIDENT INSURANCE CO.
 310 American Life Bldg., St. Louis, Mo. 63108

CACTUS PLANTS

FROM SEED ALL KINDS AND FORMS


Curious, odd-looking, strange species of plants that thrive anywhere with little care. Flowers of exquisite beauty and fragrance. Send only 15c in coin for 50c Pkt. or 2 Pkts. for 25c and Seed and Nursery **FREE** Catalog.

R. H. SHUMWAY Seedsman, Dept. 404, Rockford, ILL. 61101

NEW Sewing Methods

FOR OLD TIMERS & BEGINNERS. We teach you **Factory Short Cuts, Modern Time-Saving Tips, how to Earn Money through Creative Sewing.** You'll learn to make beautiful clothes, home furnishings with speed and perfection. **ACCREDITED TRAINING.** Certificate awarded. Low monthly payments—many pay for course out of earnings—we show you how. May we send **FREE**, and without obligation, our informative **BOOKLET?**

Susan Morris, LIFETIME CAREER SCHOOLS
 Dept. C-117 • 2251 Barry Ave. • Los Angeles, Calif. 90064



LEARN SEAT WEAVING . . . for fun or profit
 SEND 25¢ for RECANING HANDBOOK

Restore your furniture or Antiques with cane, rush or splint. We'll send you illustrated handbook and price list of quality materials supplied to customers for half a century. Perkins also exclusive distributor of plastic cane (saran) in U.S.A.

The H. H. PERKINS CO.
 226 Shelton Ave., New Haven, Conn. 06506

EAR NOISES relieved!

. . . thousands reported



Wonderful relief from years of suffering from miserable ear noises and poor hearing caused by catarrhal (excess fluid mucus) conditions of the head. For the past 23 years that's what folks (many past 70) reported after using our simple Elmo Palliative HOME TREATMENT. NOTHING TO WEAR. SOME of the symptoms likely to go with your catarrhal deafness and ear noises; mucus dropping in nose or throat every day; hear — but don't understand words; hear better on clear days — worse on bad days; ear noises like crickets, bells or others.

Write TODAY for PROOF OF RELIEF and 30 DAY TRIAL OFFER. Pay only if helped. THE ELMO CO., Dept. 8WB3, Madrid, Iowa

GIANT Fringed PETUNIAS



WAVED and RUFFLED MIXED 4" to 5" blooms in gorgeous solid and variegated colors, deeply fringed, beautifully veined. Send 15c in coin for big packet or 2 packets for CATALOG 25c and illustrated Seed, Plant & Nursery Catalog. **FREE**

R. H. SHUMWAY SEEDSMAN
 Dept. 403 ROCKFORD, ILLINOIS 61101

1000 GOLD STRIPE LABELS 25¢




BIGGEST LABEL BARGAIN in U.S.A.
 1000 Deluxe, Gold Stripe, gummed, padded Labels printed with ANY Name, Address and Zip-Code, 25c for EACH set! No limit, but please include 10c EXTRA for pstg. & hdig. for each set. Order NOW before this offer is withdrawn. **SPECIAL! 500 GORGEOUS GOLD LABELS, 88c.** Money-back guarantee. Write for FREE Money-Making Plans.

TWO BROTHERS, INC., Dept. 92, Box 662, St. Louis, Mo.

Old Chairs


(Continued from Page 75)

in front groove to force cane into it and hold in place. Then drive wedges into groove at two sides of opening. Leave these wedges in place and with a fifth wedge complete shaping cane into groove all



Photograph 3

around seat (photograph 3). Working down a little at a time and going around several times forces cane into place. Being damp helps to retain its shape in groove. The wedges holding cane in place at center of front, back and two sides are left in place until cane dries thoroughly overnight.




Photograph 4

Trim edges of cane that stick up above seat at front groove (photograph 4). Drive cane down into groove by tapping lightly with wedge, being careful not to break cane strands.

The piece of spline must be thoroughly soaked until pliable, then fit around groove to measure


of overlap, with joint at back of seat. The two ends of spline are cut on a slant so when they are fitted together they make a smooth joint no thicker than original thickness of spline. Use a plastic resin glue (comes in squeeze-nozzle bottle) and run into groove until it is about one-third full. Then fit spline into place and gently tap down, using edge of wedge against spline and tapping on block (photograph 5). Squeeze a little glue into



Photograph 5

splice of the two ends of spline and dry under pressure of a clamp which will make a neat joint.

Use a plastic bar-top type finish on chairs. Apply three coats for a hard finish. The clear finish brings out the natural beauty of the golden oak wood grain.



Finished Chair.

SECRETS of Teaching Yourself MUSIC

revealed in your own home this money-saving way



YES! Teach yourself Piano, Guitar, Accordion, Sax, ANY instrument even if you don't know a single note now! No previous training needed. Everything is in print and pictures. First you are told what to do. Then a picture shows you how. It's as easy as A-B-C. You start by playing actual pieces. Soon you'll amaze friends by playing pops, classical, jazz, country music, dance tunes, etc. Over 1,250,000 students all over the world.



Stop Cheating Yourself of These Joys
 Popularity. New friends. Gay parties. Musical career. Banish worries. Satisfy self-expression. Gain self-confidence. Write today for 36-page illustrated FREE book. **U. S. SCHOOL OF MUSIC, STUDIO 672, Port Washington, L.I., New York 11050.** (Est. 1898. Approved by N. Y. State Education Dept.)



Print Name.....
 Address.....
 City & State..... Zip Code.....

Sleep Away Dry Skin

If hands and knuckles get so dry and cracked that nothing seems to help, try this simple treatment. Each night at bedtime, massage a dab of Cuticura Ointment into the skin. Next morning, wash thoroughly with Cuticura medicated soap. You'll be amazed how quickly your skin becomes soft and smooth.



Child's Sweater Parade

Creative Commons 4.0 International License FREE DISTRIBUTION ONLY - NOT FOR SALE

An unusual pattern stitch highlights this knit pullover. Directions are given for size 6-8 with changes in parentheses for size 10-12. You will need 3 (4) four-ounce skeins knitting worsted and one pair each numbers 5 and 8 knitting needles.

Abbreviations:

k (knit) st (stitch)
p (purl) inc (increase)
dec (decrease)

Gauge: 5 sts equal 1 inch

Measurements: Chest 30 (34) inches; back at underarm 15 (17) inches; sleeve at underarm 11 (12) inches; length of sleeve to underarm 12 (14) inches.

Pattern Stitch—Row 1 (Right Side): K 5, * (p 1, k in back of next st) twice, p 1, k 5, repeat from * across row, ending with k 5.

Row 2: P 5, * (k in back of next st, p 1) twice, k in back of next st, p 5, repeat from * across row, ending with p 5.

Repeat these 2 rows for pattern st.

Back: With number 5 needles, cast on 74 (84) sts.

Work in ribbing of k 2, p 2 for 2 inches, inc 1 st on last row.

Change to number 8 needles and work in pattern st until piece measures 9½ (12) inches in all, or desired length to underarm, ending on wrong side.

Armholes: Keeping pattern continuity, bind off 3 sts at beginning of next 2 rows. Dec 1 st each side every other row twice. Work even until piece measures 6½ (7) inches from bound-off armhole sts, ending on wrong side.

Shoulders: Bind off 7 (8) sts at beginning of next 4 rows. Bind off 5 (6) sts at beginning of next 2 rows. Change to number 5 needles and work remaining 27 (31) sts in ribbing of k 2, p 2, dec 1 st across first row. When neck ribbing meas-

ures 2½ (3) inches, bind off loosely in ribbing.

Front: Work as for back until piece measures 1½ inches above bound-off armhole sts, ending on wrong side.

Work first 27 (31) sts and place on st holder, bind off next 11 (13) sts for center front, finish row. On next row and every second row, dec 1 st at neck edge 8 times. Work even on 19 (23) sts until armhole measures 6½ (7) inches, ending at side edge. Shape shoulder as for back. Pick up sts from st holder and work other side to correspond.

Sleeves: With number 5 needles, cast on 38 (42) sts.

Work in ribbing of k 2, p 2 for 2 inches, inc 2 (3) sts across last row. Change to number 8 needles and work in pattern st, inc 1 st at each end every 7th row 7 times until there are 54 (59) sts on needle. Work even until piece measures 12 (14) inches in all, ending on wrong side.

Bind off 3 sts at beginning of next 2 rows. Dec 1 st at each end every other row 10 (13) times. Work 1 row even. Bind off 2 sts at beginning of next 4 rows. Bind off remaining sts.

Collar Front: With number 5 needles, pick up 38 (44) sts on right side of neck edge from shoulder to center front. Work in ribbing of k 2, p 2 until ribbing measures 2½ (3) inches. Bind off loosely in ribbing. Pick up sts from left neck and work to correspond.

Finishing: Block each piece to measurements. Sew lower edge of collar to center front, crossing one over other. Sew shoulder seams. Holding collar edges flat, overcast front and back edges together. Sew in sleeves. Sew sleeve and side seams.

DESIGNED BY MARGARET OSBORNE

www.antiquepatternlibrary.org 2019.08



Creative Commons 4.0 NC SA BY FREE DISTRIBUTION ONLY - NOT FOR SALE
 Read Ad Below—Then Mail... **THIS CARD** Mail Card Below for Catalog You Need **It's FREE!**

\$8⁹⁸



**IF you're
STOUT**

(Sizes 38 to 60)

**Free
fashion catalog**



SAVE MONEY on the latest styles in dresses and coats. Sizes 38 to 60, proportioned by experts to fit your full figure gracefully . . . designed to help you slenderize your appearance. And all at LOW money-saving prices. Satisfaction guaranteed or money back. Mail the card for your Free Fashion Catalog.

A flattering Princess-line dress of linen-look Rayon that's crease resistant, hand washable and features beautifully harmonizing color panels, front and back. Self-bow accents stand-away collar. Back zipper. Sizes 38 to 52. Only \$8.98. Other dresses \$2.98 to \$55. Coats \$11.98 to \$59.98. Sportswear, suits, underwear, corsets, hose, shoes.


Mail card for Fashion Catalog. If card has been removed, write:

Lane Bryant Mail Order Division DEPT. L-1 INDIANAPOLIS INDIANA 46201



Send postcard below for the Fashion Catalog you need—STOUT or HALF-SIZE. See smart new fashions—the latest—expertly proportioned for your figure. Save money, too! Print your name and address, and tell us the catalog you want, on the card below. Tear out the card, and mail. We'll send you the Fashion Catalog you want—either STOUT Catalog or HALF-SIZE Catalog—FREE.

(Tear along dotted lines)



**Fill
Out
This
Card
and
Mail
Today!**

CATALOG

P.O. Box 1944

Indianapolis, Indiana 46201

Please rush me the FREE Fashion Catalog I have checked below.

(CHECK ONE SQUARE BELOW)

- Are you **STOUT** (Sizes 38 to 60)? Dept. L-1
- Are you a **Half-Size** (Sizes 12½ to 30½)? Dept. H-401

Name _____ (please print)

Address _____

Post Office _____ State _____ Zip _____



\$6⁹⁸

all at low money-saving prices, and with satisfaction guaranteed or money back. Mail card for Free Hayes Fashion Catalog.

The shirt that grew into a Shift Dress gets lots of high-fashion mileage from its permanent press, printed Avril rayon-and-cotton fabric and its kinky inverted pleats. Convertible collar. Buttons to below waist. Washable. Sizes 12½ to 26½. Only \$6.98. Other dresses \$2.98 to \$22.98. Coats from \$11.98 to \$59.98. Sportswear, suits, robes, slips, underwear, corsets, hose, shoes — proportioned to fit your half-size to perfection.

Detach and mail card for your copy of Hayes Fashion Catalog. It's Free. If card has been removed, write:



DEPT. H-401
INDIANAPOLIS
INDIANA 46201


Which of These Catalogs Do You Need?

Creative Commons 4.0 NG SA BY FREE DISTRIBUTION ONLY - NOT FOR SALE

It's FREE!

Are you STOUT—do you wear sizes 38 to 60? OR are you a Half-Size—do you wear sizes 12½ to 30½? You can get just the Fashion Catalog you need FREE. The latest fashions in dresses and coats—everything you need in clothing is here. All proportioned for your figure—and at money-saving prices! Print name and address on other side and mail this card for your FREE Catalog.

(Tear along dotted lines)



PLACE
STAMP
HERE

Fill
Out
Other
Side of
Card
and
Mail
Today!

CATALOG

P.O. Box 1944

Indianapolis, Indiana 46201

38 to 60, proportioned by experts to fit your full figure gracefully... designed to help you slenderize your appearance. And all at LOW money-saving prices. Satisfaction guaranteed or money back. Mail the card for your Free Fashion Catalog.

A flattering Princess-line dress of linen-look Rayon that's crease resistant, hand washable and features beautifully harmonizing color panels, front and back. Self-bow accents stand-away collar. Back zipper. Sizes 38 to 52. Only \$8.98. Other dresses \$2.98 to \$55. Coats \$11.98 to \$59.98. Sportswear, suits, underwear, corsets, hose, shoes.

Mail card for Fashion Catalog. If card has been removed, write:

Mail Order Division DEPT. L-1
Lane Bryant INDIANAPOLIS
INDIANA 46201

...for Catalog Shown Below

MAIL
CARD

PROPORTION-IZED®
Half-Size Fashions

(Sizes 12½ to 30½)

FREE
CATALOG



JUST MAIL
POST
CARD



\$6.98

ENJOY BETTER FIT and truly youthful smartness, save money, too. Shop by mail from Hayes Half-Size Fashion Catalog. Hayes styles are different because they are Proportion-ized to fit your half-size figure to perfection. Sizes 12½ to 30½, all at low money-saving prices, and with satisfaction guaranteed or money back. Mail card for Free Hayes Fashion Catalog.

The shirt that grew into a Shift Dress gets lots of high-fashion mileage from its permanent press, printed Avril rayon-and-cotton fabric and its kicky inverted pleats. Convertible collar. Buttons to below waist. Washable. Sizes 12½ to 26½. Only \$6.98. Other dresses \$2.98 to \$22.98. Coats from \$11.98 to \$59.98. Sportswear, suits, robes, slips, underwear, corsets, hose, shoes — proportion-ized to fit your half-size to perfection.

Detach and mail card for your copy of Hayes Fashion Catalog. It's Free. If card has been removed, write:



DEPT. H-401
INDIANAPOLIS
INDIANA 46201

FLOWER and GARDEN

My young monstera (from a cutting) has no slashes or cuts in leaves like parent plant. How can I make it look right? Mrs. E. W., N.Y.

When plant is several years old, and is growing in a warm, steamy atmosphere, it will develop huge leaves that will be perforated and cut.

The leaves curl up, turn gray and fall from my jade plant. Why, and how can I cure it? Mrs. S. L. H., N.H.

Plant it in a half and half mixture of good garden loam and sand. Use a fairly small pot to keep it rootbound for best results. Give it, bright sunlight and keep soil barely moist. Set it outdoors in summer and feed monthly with liquid house plant fertilizer.

How do I care for a cineraria plant? Mrs. K. B., Ill.

If it is budded or blooming, keep in a bright window in the coolest room and keep soil quite damp. If large, soft leaves begin to droop, it means you are not watering it enough and if they turn yellow it needs more sun. If you are growing a young plant keep it about 60°; cooler at night and in a sunny window during day. Keep soil moist and feed with a general house plant fertilizer every other week. Repot every five or six weeks until it is in a 6-inch pot using a mixture of equal parts of sand, loam and damp peat moss with a quart measure of dehydrated cattle manure per bushel. Discard your cineraria after it blooms as it is an annual and blooms just once.

When and how should I divide my bleeding heart? Mrs. O. N., Ga.


In spring, when shoots first break through ground, lift plant by digging well back and quite deeply to get all roots. Hose it clean and if it doesn't separate naturally, cut crown into sections each with two or three healthy shoots. Save all bits of broken root and rummage through hole for pieces left when plant was lifted. Cut these into 3-inch lengths, bury them half an inch deep in barely damp sand (in a flat is best) and soon they will sprout and you can line them out in a nursery bed where they will grow to blooming size in a season or two.

Please tell me how to care for the rosary vine. Mrs. U. P., Vt.

This African cousin of the milkweed likes a sunny window, average room temperature and a potting compost made of one part each loam and leaf mold and two parts of fine sand. Water thoroughly, then allow to become quite dry before watering again. Feed not more than every second or third month and never through winter. A hanging pot or basket is ideal for all species of Ceropegia.

Garden questions are answered each month by DR. JOHN P. BAUMGARDT.

www.antiquepatternlibrary.org 2019.08



DINNER PLATE SIZE!

DEEP VELVET - DINNER PLATE DAHLIAS 25¢
REGULARLY 85¢ EACH... NOW 25¢ ppd.

Flower show size and beauty with deep, dark red velvety blossoms. Big, 9" blooms on 3 to 4 ft. plants add an impressive touch to any garden. Magnificent center of interest for any planting area. One bulb per customer, please.



GURNEY Seed & Nursery Company
524 Page St., Yankton, S. D. 57078
Mr. Gurney: Here's my quarter. Please send me a Dinner Plate Dahlia bulb.
 I'd like your free, full color catalog, too.

name _____

street or route _____

zip no. _____

post office/state _____

zip speeds delivery _____

Shumway's ROCKFORD, ILLINOIS

SENSATIONAL DOLLAR OFFERS
EACH IS A REAL BARGAIN
IN GARDEN VALUES

Order direct from this page of outstanding offers. All popular varieties of highest quality stock guaranteed to bloom this year. Order today and save—supply limited—no C.O.D.'s. Any offer \$1.00 postpaid. 4 offers for \$3.75. Big New Catalog included FREE. (Check coupon.)

<p>OTHER SPECIALTIES \$1.00 Per Offer Postpaid Offers Cannot be Broken</p> <p>Offer No. 17 AFRICAN VIOLET—Double Neptune, 2 1/2" Deep blue double flowers. Each ..\$1.00</p> <p>Offer No. 20 FUCHSIA PLANT—Ruby-Red petals with purple inner petals. For Outdoor or Indoor planting. Each ..\$1.00</p> <p>Offer No. 26 REGALE LILIES—Large bulbs produce 6" long blooms, 4" to 5" across. 4 bulbs for....\$1.00</p> <p>Offer No. 27 CALADIUM—Fancy Leaved. Excellent border plants, or attractive house plants. Mixed Colors. 3 large bulbs...\$1.00</p> <p>Offer No. 31 RANUNCULUS—Popular, colorful perennial. Fine for cutting. 25 Bulbs for \$1.00</p> <p>Offer No. 32 ANEMONES—Free blooming, ideal for bouquets, mixed colors, perennial. 25 bulbs for...\$1.00</p> <p>Offer No. 33 CANNAS—New Pink Gem. 5 bulbs for....\$1.00</p> <p>Offer No. 35 HANGING BASKET BEGONIAS—Large bulbs. Hanging effect. 3 bulbs (mixed colors)\$1.00</p> <p>Offer No. 38 GARDENIA PLANTS—Beautiful, big, plants from 3-inch pots. Each\$1.00</p> <p>Offer No. 40 CHRISTMAS CACTUS—Drooping, flattened, jointed branches tipped with red flowers from Christmas to Easter. Do well under adverse growing conditions. Each\$1.00</p>	<p>CRIMSON GLORY HYBRID RED ROSE</p> <p>Two year old, hardy ever-blooming hybrid tea bush Rose, finest deep red, big beautiful blooms, 6" across, lovely wax foliage. Most fragrant of all roses. \$1.00 Each OFFER No. 22</p> <p>PHLOX Strong, hardy, perennial plants. Will bloom in your garden for years. One each. Red, Purple and Pink. Separately labeled. 3 Plants \$1.00 OFFER No. 24</p> <p>CUSHION MUMS Mounds of gorgeous blooms this year. Hardy, easy to grow 2 to 3 ft. across. One each separately labeled. Red, Yellow, Bronze, White. 4 for \$1.00 OFFER No. 10</p> <p>MINIATURE POT ROSE For Indoor or Outdoor All Double Ever-blooming. Only 10 inches high when fully grown. Blooms no bigger than a thimble. Make wonderful gifts. Culture included. Ruby Red Only \$1.00 OFFER No. 37</p> <p>GLOXINIAS Beautiful House Plants Imported Bulbs Rapid, and easy to grow plants. Magnificent, velvety 3" to 4" flowers last for months. Can be planted outdoors in warm weather. Lovely mixed colors. 5 big bulbs \$1.00 OFFER No. 16</p> <p>BEGONIAS Camellia flowered, tuberous rooted. Gorgeous double blooms, mixed colors, all top size imported bulbs. Easy to grow. Ideal for inside and outside planting. 8 top size bulbs \$1.00 OFFER No. 14</p> <p>GERANIUMS Plants from 3" pots... Blooms indoors in winter, can be transplanted to the yard in summer. Strong, hardy plants. Gorgeous immense flowers. Special offer. One Red and one Blue. 2 for \$1.00 OFFER No. 21</p> <p>3 for \$1.00 OFFER No. 25</p>	<p>LEMON PLANT Dwarf Everbearing. Unique House Plant that grows real edible fruit. Only \$1.00 OFFER No. 12</p> <p>GLADIOLUS RAINBOW MIXTURE LARGE BULBS 3" AROUND Gorgeous colors, 60 varieties. Finest collection of guaranteed-to-bloom bulbs. Planting instructions included. 30 Bulbs \$1.00 OFFER No. 36</p> <p>CARNATION PLANTS GIANT SIZE Easy to grow load of big blooms. One each—Red, Pink, Yellow, White—separately labeled. 4 for \$1.00 OFFER No. 34</p>
---	---	---

BUY 4 — \$1.00 OFFERS ... PAY ONLY \$3.75, POSTPAID

R. H. SHUMWAY SEEDSMAN — Dept. 408, Rockford, Illinois 61101

Please send me offers checked. I enclose \$_____ (No COD)

Send 4 offers check below for only \$3.75 enclosed.

No. 10 No. 16 No. 21 No. 25 No. 31 No. 34 No. 37
 No. 12 No. 17 No. 22 No. 26 No. 32 No. 35 No. 38
 No. 14 No. 20 No. 24 No. 27 No. 33 No. 36 No. 40

Check for Free Catalog. Check box left of Offer No. desired.

NAME _____

ADDRESS _____

CITY _____ STATE _____ ZIP CODE _____

Add 25c for packing and handling on one offer. Add 35c for 2 or more offers.

IT'S EASY TO GROW YOUR OWN PLANTS

WITH **Shumway's** "GROWTH PACKED" FLOWER SEED **\$1** POST PAID
15 BIG PACKETS FOR

ORDER SEVERAL OFFERS WHILE THEY LAST

HERE'S WHAT YOU GET...

- | | |
|--------------------------|------------------------|
| 7 PKTS. PERENNIALS-1 EA: | 7 PKTS. ANNUALS-1 EA: |
| 1. Painted Daisy | 1. Marigold, Spun Gold |
| 2. Hardy Phlox | 2. Tetra Snapdragons |
| 3. Carnations | 3. Zinnia, Dark Jewels |
| 4. Double English Daisy | 4. Petunia, Confetti |
| 5. Double Hollyhock | 5. Bush Balsam |
| 6. Baby's Breath | 6. Everlasting Flowers |
| 7. Viola, The Czar | 7. Aster, Powderpuff |

PLUS a 50¢ PACKET OF GIANTS OF CALIFORNIA GERANIUMS

FREE! MAMMOTH SEED & NURSERY CATALOG INCLUDED WITH ORDER

SEND ONLY \$1 FOR 15 PKTS. AND CATALOG
 ALL OFFERS SENT POSTPAID. NO C.O.D.'S
R. H. SHUMWAY SEEDSMAN
 Dept. 409, Rockford, Ill. 61101

10¢ never brought more color to your garden!



We'll send you a packet of Super Giant Zinnias in mixed colors AND a packet of finest Asters in mixed colors — 40¢ value — for just one dime! A 75% saving. Limit: 1 per customer.



FREE 88-page colorful Olds' catalog.

OLDS SEED CO.

Box 1069, Madison, Wis. 53701, Dept. EE

FREE Rocknoll Catalog

and spring plant guide, in color, yours on request. Wide choice of hardy perennials, flowering trees and shrubs, evergreens, etc. Our 40th yr.

ROCKNOLL NURSERY, Box 236, Morrow, Ohio 45152

SUCCULENTS




Send for your new catalog today
 Orchid cactus, Pink Crowns. Rainbow bushes, Green Jades, Golden Balls, Silver Beads, hundreds of specimens. 10¢ coin appreciated.

JOHNSON CACTUS GARDENS
 BOX 458-CA, PARAMOUNT, CALIFORNIA 90723

Creative Commons 4.0 NC SA BY FREE DISTRIBUTION ONLY - NOT FOR SALE

The Shrimp Plant

Until recently the shrimp plant, botanically known as *Beloperone guttata*, was not cultivated too widely. It is an unusual plant coming from our southern neighbors in Mexico and is grown mostly as a house plant. However, in the southern states it is sometimes seen growing in the ground outdoors.



It's a Shrimp Plant!

This plant, with its interesting form, is easily grown and with several pinchings, fine bushy specimens may be had. It reaches a height of about 18 inches and requires frequent pruning to keep plant from becoming scraggly. The tubular two-lipped flowers in long curving spikes are surrounded by brick-red or chartreuse-brown overlapping bracts which resemble shrimp. The true white flowers are visible only upon close inspection.

Beloperone likes full sun or strong light many hours a day during winter months. In summer it will en-

(Continued on Page 88)

STRAWBERRIES WITHIN 60 DAYS! EVERBEARING CLIMBERS!

We make this spectacular offer in order to gain new friends!



ACTUAL LIVE SIZE COMPARISON

- BEARS FRUITS IN 60 DAYS AND ALL SUMMER TILL FROST.
- BRILLIANT GEM EVERBEARING PERENNIALS GROW YEAR AFTER YEAR.
- CAN BE TRAINED ON TRELLIS, WALL, POLE, ETC.
- SIMPLE TO PLANT, EASY TO GROW. BEAUTIFUL FOLIAGE AND BLOSSOMS.
- PLANTS MULTIPLY RAPIDLY, INCREASING YIELD YEAR AFTER YEAR.
- SOME BERRIES HUGE AS SILVER DOLLARS. SWEET AND LUSCIOUS.

NORTH-SOUTH-EAST-WEST—HOME GARDENERS WRITE:

Received plants on May 18. They are already growing beautifully 9 days later.
 S.C.J. Dudley, Mass.

It's unbelievable but my neighbors can verify it. We are having strawberries now in Feb. F.M.S. Los Angeles, Calif. So pleased I had to write. Had berries all summer long to frost. Big, juicy, some large as plums.

D.B.W. Poughkeepsie, N.Y.
 Plants were simply great, 59 out of 60 lived.

R.A.W. Lurton, Ark.
 Planted on Apr. 17. They are now in full bloom, May 13. R.H.R. Sarasota, Fla. Raised so many berries we glutted the market.

J.B. Wabash, Ind.
 Received plants. These are the best I ever bought. W.L.N. Eagle, Idaho
 Plants are growing exceptionally well. I know nothing about raising strawberries.

R.B.W. Cocoa Beach, Fla.
 Finest plants I ever received from anyone. N.E. Springfield, Mo.
 Like plants so well I'm ordering for friends and grandson.

O.E.M. Birmingham, Ala.
 Simple pictured instructions included free plus 3 mo. written guarantee certificate. We have served our customers faithfully for almost 20 years. We are considered one of the largest suppliers of strawberry plants in the U.S.

BEARS FRUIT FROM SPRING TILL FROST!

write for FREE catalog!

NOW ONLY 8 for \$1 plus 25¢ Hdg. & PP
 SAVE! 20 FOR \$2 + 35¢ p. p.
 60 FOR \$5 + 50¢ p. p.

GROW ALL YOU CAN EAT FOR PENNIES PER BASKET

For the average family we recommend 20 vines planted on 9 ft. square plot. Pick a sunny spot, spend a few moments to plant. Little special care of cultivation is needed. Strawberry plants multiply rapidly reaching full maturity in 2 years. Each Mother plant bears many Daughter plants. If allowed to take root, these will become Mother plants producing additional Daughter plants. By following the simple illustrated instructions in our free booklet, you can soon enlarge your harvest to take care of all your needs for short cake, breakfast, freezing, and a year round supply of jam. This plot of beautiful, ornamental and prolific ever-bearers will grow baskets and baskets, literally hundreds of large, luscious berries over a full 5 month period. Readily trained they will grow up-up walls, fences, trellis or poles. Within a matter of days you see them come to life. In a short time you'll be picking clusters of ripe, mouth-watering sun sweetened berries. some as large as plums, clean, right off the vine, with no dirt. Because strawberry plants are easy to grow and propagate, you, like many thousands of other amateur gardeners, should have little difficulty in raising a satisfactory crop of vine-ripe berries. We are specially proud of the thousands of orders received thru recommendations to friends and neighbors.

BUY DIRECT AND SAVE

Now you can order directly from us and receive 20 plants for only \$2.00. Don't delay as orders will be accepted and shipped on a first-come, first-shipped basis. Order now! This offer may not be repeated. Plants will be shipped in time for planting in your locality. Free catalog available upon request. Sorry, no C.O.D.'s.



MANY AS BIG AS SILVER DOLLARS

GUARANTEE

We guarantee live delivery of hardy field grown Brilliant Gem plants with large crowns and well developed root systems. All plants are inspected and certified healthy by both State and U.S. Dept. of Agriculture. Our plants are virus free and resistant to most common diseases such as leaf wilt, root rot, etc., also draught and freezing weather. Our sturdy Everbearing Brilliant Gem plants will grow, multiply and bear big juicy berries this year. Free replacements within 90 days if not completely satisfied.

SUPER-SWEET NURSERY SALES PRINT CAREFULLY

31 SECOND AVE., NEW YORK 3, N. Y. 10003 Dept. 401

8 for \$1 +25¢ PP 20 for \$2 +35¢ PP 60 for \$5 +50¢ PP

NAME _____

STREET _____

CITY _____ STATE _____ ZIP _____



George Gurney

Grow these tasty little tomatoes outdoors in summer, indoors in winter.

**MATURES FAST! BEARS FRUIT IN 50 DAYS!
RED, CHERRY-TYPE TOMATOES! EASY TO GROW!**

TINY TIM TOMATO

LARGE PACKET only 10¢ ppd.

They bloom so quickly and set fruit so fast you have ripe tomatoes just 50 days after transplanting into the garden. The small, compact plants can be spaced as close as 1½ feet so you can grow more in a small area. Grow indoors in a window box or pots, and gather fruit all winter long. Tomatoes are ¾" to 1" across and give real flavor to salads. Sliced, they garnish and add taste appeal to any dish. One packet per customer, please.



GURNEY Seed & Nursery Company

554 Page Street, Yankton, South Dakota 57078

Dear Mr. Gurney: Here's my dime. Please send me your Tiny Tim Tomato Seed Packet.

Yes, I'd like your free, full-color catalog, too.

name _____

street or route _____

zip no. _____

post office _____ state _____ Please! Zip speeds delivery.

Shrimp Plant

(Continued from Page 86)

dure anything from full sun to full shade but prefers a partially shaded place. Grow plant medium cool—as low as 45 degrees at night and up to 70 degrees in daytime. Allow plant to become dry on surface and then soak thoroughly with water.

It prefers moderate humidity — 30% or more. To increase humidity around house plants, group plants together and stand a few glasses of water among pots to release moisture into air. Give plant an occasional shower bath under spray at kitchen sink. This cleanses foliage, washes off pests and provides a pleasant interval of humidity.

Plants thrive on an all-purpose mix—2 parts loam, 1 part peat moss or leaf mold, ½ to 1 part sand. An

occasional application of commercial fertilizer, applied according to package directions, creates luxurious growth and helps them to bloom heavily and freely.


Propagation is by cuttings taken any time. Root cuttings in vermiculite, sand or peat-sand mixtures. Cuttings will root easily any time of the year but in the fall a little bottom heat helps them to root. Cuttings taken in fall will make nice specimens for following summer. Plants may also be started from seed but it is very difficult and time consuming.

The shrimp plant will add variety to any house plant collection. It is ideally suited for a cool place on the porch or patio in summer. Children are especially interested in this unique plant covered with "shrimp".

A whole new world of gardening has been discovered. Now it is possible to have luxurious house plants without the aid of the sun. Space is no longer a problem. Plants are healthier and bloom more profusely. All this is accomplished with fluorescent lights.

Artificially lighted indoor gardens can be set up almost anywhere — vacant closet, attic, book case, heated garage, basement or even in various types of lighted plant carts.

All house plants thrive and bloom under artificial light with the exception of some orchids, geraniums, cacti and other succulents. Plants are not dependent on the sun for



Combolight is ideal for desk top or work-bench growing area for plants; includes two 40-watt fluorescents and two incandescents.

their source of energy and grow symmetrically under man-made balanced lights. Cuttings, bulbs and tubers root quickly under lighted
(Continued on Page 90)

The Sensational
SMOKY GLAD
"Blue Haze"

2 BIG, SURE-TO-BLOOM SIZE BULBS
for only **25¢** PPD.

Henry Field's **SPECIAL OFFER**

DEEP "SMOKY" RED . . . VEILED IN MISTY BLUE

"For Over 70 Years"

**FOR YOUR GARDEN, "a new color" . . .
FOR CUT FLOWERS, "something different"**

"Blue Haze" has a base color of deep smoky red interlaced with blue veining. Over this is a veil of misty blue. The result is a color such as you see when looking at a sunset through a misty blue haze. It is entirely different.

"Blue Haze" has flower spikes three feet tall, and opens 6 to 8 flowers at a time, each one 4 to 5 inches across. It is a vigorous, easy-to-grow plant.

We send you big, sure-to-bloom size bulbs, each measuring 1¼" to 1½" in diameter. This is a low price "get-acquainted" special so we must limit orders to \$1.00 per person. Offer will not be repeated this season, so order today.

HENRY FIELD Seed & Nursery Co.

819 Oak St., Shenandoah, Iowa 51601

I enclose.....for.....bulbs of "Blue Haze," the Smoky Glad, each bulb to measure 1¼" to 1½" across, sent postpaid.

Check here for big, free catalog.

Name _____

Address _____

P.O. _____ State _____

(Zip No.)



EARLY TOMATO

An extremely early tomato, often ripening big red tomatoes by July 4th, has been developed at the Jung Farms in Wisconsin. You can obtain a trial packet of this tomato by sending 10c to the Jung Seed Co., Box P-442, Randolph, Wis. 53956. They will not only send you this tomato seed but also a packet of glorious Giant Hybrid Zinnias and a copy of their 61st catalog, America's most colorful 1968 seed catalog.

All-New FULL-COLOR STARK CATALOG FREE

Dwarf Fruit Trees, Shade Trees, Shrubs, Roses—nearly 400 varieties in FULL COLOR! World's biggest, America's oldest nursery (est. 1816). Mail coupon for Catalog.

MAKE EXTRA MONEY For extra cash spare time, check coupon for Money-Making Stark Bro's Order-Taking Outfit—FREE!

STARK BRO'S Box 6628 Louisiana, Mo.

STARK BRO'S, Box 6628, Louisiana, Mo. 63353

Rush All-New, Full-Color Catalog... **FREE!**

Miss _____
 Mrs. _____
 Mr. _____

1st initial _____ 2nd initial _____ last name _____

R.F.D. _____
 or St. _____

P.O. _____ State _____ Zip _____

CHECK HERE for Free Money-Making Outfit.

FREE!

1968 FERRIS NURSERY BOOK

Our colorful 99th Anniversary Catalog and Planting Guide is our finest ever! 56 big colorful pages, packed with outstanding values in Ferris evergreens, shade trees, roses, shrubs, perennials, fruit trees, berry plants, mums and bulbs. Write for your **FREE** copy NOW! (No California or Hawaii requests, please.)

15 Famous Ferris \$1.00 EVERGREENS 1 PPD

Hardy, beautiful northern-grown, three-year evergreens that average 3'-6". 5 Blue Spruce, 5 Douglas Fir, 5 Scotch Pine. Will grow into lovely full evergreens. Always a popular offer. (One per customer, please.)


EARL FERRIS NURSERY
 751 Bridge St., Hampton, Iowa 50441

Gardening Under Lights

(Continued from Page 89)

conditions. Seedlings are also much easier to grow.

A basic setup should include two 48-inch, 40-watt tubes (1 daylight and 1 natural white; or 1 daylight with one plant growth lamp such as Gro-Lux) with a reflector hanging about 18 inches above surface on which potted plants are placed. A pair of ordinary 40-watt fluorescents with starters and reflector will cost around \$20. For extra light, incandescents (ordinary light bulbs) are very useful. An automatic timer is helpful and a good investment or lights can be switched off and on manually. A reflector is a must to throw light onto plants.



This fluorescent set-up for plants is fitted with two 24-inch 20-watt Gro-Lux tube and gold reflector. Plants include English ivy, ageratum, coleus, dracaena, dieffenbachia, philodendron and African Violet.

Fluorescent tubes last around a year but as they age the amount of light diminishes. Replacement tubes are available for about \$1.50. An ordinary 100-watt light bulb is good for about 500 hours of light.

Different plants require various amounts of lighting time. Seedlings require more light than older plants. Flowering plants need more light than foliage plants. With a

little experimenting it will be easy to determine how much light is required. If leaves look yellow and bleached, plants are receiving too much light. Move them farther from lights or cut down on illumination time. If blooming is poor and leaf stalks too long, plants are not receiving enough light and should be moved closer to tubes.

Here are a few plants that grow well under artificial lights: peperomia, passion vine, plectranthus, pink polka-dot plant, miniature rose, orchid, maranta, kaempferia, impatiens, hoffmania, hoyo, hibiscus, gloxinia, dwarf geranium, gynura, flowering maple, fuchsia, fern, episcia, coleus, crossandra, caladium, browallia, bromeliad, begonia, ardisia, amaryllis, African violet, Norfolk Island pine, shrimp plant. Most

tropical foliage plants such as philodendron, dracaena and dieffenbachia do well under fluorescent lighting. Of course, you can try any potted house or garden plant under fluorescent-light culture.

Care of plants in an artificially lighted garden is about the same as a window garden. Keep soil evenly moist. Plants must have a period of darkness. Burn lights 12-18 hours a day, depending on type plants being grown. One word of caution—never use sun lamp on plants!!

Wire basket handles won't cut your fingers if you use a piece of old garden hose to pad them. Just slip the tube over the handles and the flexibility of the rubber will keep the pads on, even when not in use.

Your Money Back If You Aren't Satisfied With These Hyacinths That Bloom in a Teacup of Water!

Special-By-Mail 50¢

each when you order two (4 for \$1.75) (6 for \$2.50)

Free Gift

For immediate orders, an amazing air plant leaf. Lives on air—just pin to a curtain—sends out 8 to 12 tiny new plants.

Imagine! Fragrant, Pastel Blooms, Doesn't Even Need Sunlight!

Your whole family will have a world of fun watching these giant indoor-blooming Hyacinth Bulbs grow into gorgeous flowers right before your eyes. Need no soil. Just place bulbs in a teacup and add water. Grows fast. Soon the cup is filled with graceful waving roots and the bulb bursts into a velvety pastel colored bloom. Very attractive. Especially fragrant. Easy to grow. Make ideal gifts. **SEND NO MONEY.** On delivery, pay postman \$1.00 for two bulbs, \$1.75 for four bulbs, or \$2.50 for six bulbs, plus COD charges. We pay postage on prepaid orders. If not 100% satisfied, just return shipping label for refund of purchase price—you keep the bulbs.

HOUSE OF WESLEY, Nursery Division
 R. R. #1, Dept. 7459-97, Bloomington, Ill. 61701

Send me.....Hyacinth Bulbs Prepaid C.O.D.

Name.....

Address.....

City.....St.....Zip.....

peppermint stick
ZINNIAS
 Speckled and striped; a different type. Numerous combined colors. Thick, medium flowered heads. Send only 15c in coin for big packet, 2 for 25c
CATALOG FREE
R. H. SHUMWAY SEEDSMAN
 Dept. 410 ROCKFORD, ILL. 61101



JUNG'S GIANT GLADS
 WILL AMAZE YOU WITH THEIR SIZE AND BEAUTY!
 Spikes 4 to 5 Feet Tall! GUARANTEED TO BLOOM

GOOD LUCK FLOWER AMERICAN SHAMROCK

Wonderful for hanging baskets, pots, window boxes, flower beds, borders. Gorgeous rose-pink blooms with foliage like a four leaf clover. Blossoms in 5 or 6 weeks.
49¢ VALUE ONLY 25¢

As a special inducement for you to plant Jung's famous seeds, bulbs, plants, we will send you 6 of these grand Gladioli, 3 American Shamrock Bulbs, plus a pkt. of the Brilliant Blaze Zinnia, the "All America" winner. ALL FOR 25¢. Also beautiful catalog of seed, nursery bargains. Includes premium coupon. 61st year catalog free on request.
J.W. JUNG SEED CO. Dept. 55, Randolph, Wis. 53956



MIRACLE TOMATO
 Yields **2 BUSHELS** To a Vine

Now—You can grow the world's most amazing Tomato right in your own garden and get from 2 to 3 bushels of delicious ripe tomatoes from a vine.

BURGESS CLIMBING TRIP-L-CROP


TOMATO grows 16 to 20 ft. high with huge fruit weighing as much as 2 pounds and measuring 6 in. across. Fine, meaty, solid tomatoes, wonderful flavor. Unexcelled for canning and slicing. Outyields all other known varieties. Grows any place.

SPECIAL OFFER
 Regular 50¢ Pkt. only **10¢**
 3 for 25¢ (Limit 3 Pkts.)

FREE: BURGESS Garden Guide Catalog listing unusual Seeds and Plants.
BURGESS SEED & PLANT CO.
 189-B Galesburg, Mich. 49053



Moses-In-The-Bullrushes
 Gladys Reed Robinson
 Rhoeo discolor is the true botanical name for this interesting plant native of the West Indies and naturalized in Florida. It can be grown successfully in cooler climates as a house plant. It is often referred to as boat plant, Moses-in-the-boat, or, as I have often seen in plant catalogs, Moses-in-the-bullrushes.




Rhoeo is often called Moses-in-the-boat or Moses-in-the-bullrushes.

Two boat shaped bracts go to make up dense umbel containing flowers, small, white with three petals and three sepals. These are not showy and each remains open for only a few hours but opens in succession every day. The erect, but heavy leaves, measure one foot or less in length and are dark green above with rich purple underneath. This plant is not difficult to raise if given proper treatment and care. It requires very rich soil, well supplied with leaf mold, humus and rotted manure and continuous recurring applications of fertilizer.

"ARABIAN NIGHT"
 So LOVELY! So BLACK!
 A DAHLIA of startling beauty! Seeing it, you might easily imagine that Sinbad smuggled it out of the forbidden gardens of an oriental emperor, so surely it radiates mystery, romance and exotic splendor! Its decorative-type blossoms (about 3" across) are nearly jet black, fully double; a spectacular shading of maroon skirts the outer edge to heighten the drama. Its bush, about 3 feet high, bears a great profusion of long-stemmed blooms that make charming bouquets. Actually we found "Arabian Night" in Holland. Usually we sell these fine bulbs for 89¢ each, but now, to win new friends, we'll send you the same bulb for only 25¢ each. Sorry, no more than 4 bulbs to a customer (\$1.00). Better hurry!

SPECIAL PRICE
25¢ PPD.
 PER BULB

BLACKEST OF ALL DAHLIAS!

 **HENRY FIELD Seed & Nursery Co.**
 850 Oak St., Shenandoah, Iowa 51601

I enclose \$_____ for "Arabian Night" bulbs as checked below. Mail postpaid at best planting time. Also send new catalog free.
 1 for 25¢ 2 for 50¢ 3 for 75¢ 4 for \$1

NAME _____
 ADDRESS _____
 P.O. _____ STATE _____ (ZIP NO.) _____

"For Over 70 Years!"

One of the most suitable is a cow manure tea.

It will not tolerate strong summer sun and must be placed in good light but shaded. During winter a 70°-75° temperature is most satisfactory with all the sunlight possible. It likes plenty of water but must never be allowed to have wet feet, therefore, plenty of broken chips placed in bottom of pot when planting will help avoid this situation.

Spring is most favorable time for propagating. Cuttings may be taken from mother plant, placed in a propagating case containing sand, vermiculite or sphagnum moss until roots form. Or, a portion of old plant may be cut away and potted up. To repot a portion of old plant satisfactorily it must have some healthy roots left on it.

Plants may also be raised by sowing seed in spring. Soil should be light with a temperature of 70°-75°. Cuttings will prove a faster method and supply you with a flowering plant almost immediately.

There is another Rhoeo variety, Rhoeo discolor vittata. The leaf of this variety has a lengthwise striped upper side with pale yellow.

Both varieties are interesting and make excellent house plants, whether it be the large old-fashioned type or a wee apartment type. They are popular because they may be divided often without apparent shock to their blooming system. Immunity to plant lice and disease is another great advantage. An occasional spraying with tepid water will keep plant clean and enable it to take the atmosphere and light so necessary to all healthy specimens.

Creative Commons 4.0 NC SA BY FREE DISTRIBUTION ONLY - NOT FOR SALE
Young Gardeners!

HAVE FUN AND WIN



9th ANNUAL YOUNG AMERICA GARDENS CONTEST

Chance to win **CASH . . . BICYCLES . . . EXPENSE-PAID TRIPS.** It's easy . . . a summer of fun!

You will receive 6 packets of seeds supplied by America's top seed companies.

Here's all you do: Plant the seeds sent to you in your own garden covering 200 square feet. Tell us about your garden in an answer kit and send one or more photographs. You are judged with others of your own age group and region. You are eligible if you are age 6 to 19 (as of September 1, 1968) and have not won a first prize in any previous YAG contest. You will need the help of an adult (parent, guardian, teacher or friend) who will check and co-sign your entry. To receive contest kit and the 6 packets of seeds, fill out and send coupon below. Enclose 25 cents (coin) to help pay postage and handling. Sorry, contest limited to first 6,500 contestants, so hurry!

ENTER TODAY

To: Flower and Garden Foundation
 Box 3357, Rosedale Station
 Kansas City, Kansas 66103

Yes! Enter me in the 1968 Young America Gardens Contest, and send the kit I will need, including the 6 packets of flower and vegetable seeds. I enclose 25 cents to help with postage and handling. I understand the contest is limited to the first 6,500 entries.

My name _____
 Street _____
 City _____ State _____ Zip _____
 My age (on Sept. 1, 1968) _____
 My sponsor will be _____
 His/her address _____

Time Is Short. Mail Today!

Photograph Your Flowers

Mason C. Robinson

Photographing ones plants and flowers is a natural outgrowth of the same love and labor which goes into raising and care of them. When captured in a fine photograph, a beautiful flower can give pleasure beyond its own garden and season. Retention of unusual successes and season by season comparison become possible. Quite inexpensively, photography can contribute measurably to ones "green thumb" living.



Equipment required for simple but effective flower photography.

The picture shown contains essential equipment for simple but effective photography by the flower grower. This is an "inside" shot made primarily for illustration. Moving from right to left we have a 35 MM camera on a tripod. The camera has a lens hood attached to hold a Portra or close up lens. There is a cable release for tripping shutter without causing camera movement. The camera is loaded with color film.

www.antiquepatternlibrary.org 2019.08

New Compact BUSH ZINNIA

35c Packet for

5c Limit one per customer

300 dozen gay flowers from one packet! Big, showy flowers cover knee-high, compact, bushy plant. New strain of mixed colors—long stems, ideal for cutting. Bloom profusely through heat of summer.



EARL MAY SEED & NURSERY CO.

8106 Elm Street, Shenandoah, Iowa, 51601

I enclose 5c for my new compact bush zinnia seed and free catalog.

NAME _____
 ADDRESS _____
 CITY _____ STATE _____ ZIP _____

On the table is a Portra, a few M 2 flash bulbs, measuring tape and flash gun. Under potted plant a stand cover of unfigured colored cloth or paper makes a suitable "ground" for studio-type shot. A reflector of aluminum foil or white cardboard and a notebook complete the equipment. If you use a box camera you will need a small stand for a steady rest.

To make a photograph in the garden, the arrangement of camera to plant would be much the same as illustrated. The soil, lawn grass or both being the "ground" cloth. With these basic items, quite good pictures can be obtained if one exercises photographic considerations and procedures somewhat carefully as follows:

1. Light is the first consideration. With it one sets key and mood of picture statement. The observance and study of a flower's best lighting is keystone of a fine picture. Outdoors, choose the time of day when the best angle of light with

moderate shadows is present.

2. Angle of camera view is important. When looking down, the camera tends to minimize across, it sees much as people do; looking up, it dramatizes. Shoot more than one angle if in doubt or to experiment.

3. Distance from subject to camera comes third and determines size and detail. See 8 on close up lenses.

4. Shutter speed is important outdoors where breezes will blur detail. Shoot at 1/200 or as fast as camera and light will allow. Wait for a still moment to shoot.

5. Choose best side of subject for camera placement. Then trim and arrange everything for flawless appearance in picture. Beware of background which does not support subject matter or become anonymous. Use cloth matting, cardboard or other material behind subject if background is unsightly. Treatment should be consistent with subject matter.

(Continued on Page 96)

Photograph Your Flowers
(Continued from Page 95)

Balance light and soften harsh shadows with reflector set to catch sky light or sunshine and throw it into area where needed. Be sure this light does not strike camera

HYPONEX
Soluble PLANT FOOD Complete
Grows Better Plants in Soil, Sand or Water
Preferred by millions of users for over 25 years. Simply dissolve and water your house plants, garden flowers, vegetables, shrubs and lawn. Clean! Odorless! Feeds instantly. If dealer can't supply, send \$1 for 10-oz. can, postpaid. Makes 60 gallons.
HYDROPONIC CHEMICAL CO., Copley, Ohio 44321, U.S.A.

**Do FALSE TEETH
Rock, Slide or Slip?**

Many wearers of false teeth suffer embarrassment because their plates drop, slip or wobble at just the wrong time. Don't live in fear of this happening to you. Just sprinkle a little FASTEETH, the alkaline powder, on your plates. FASTEETH holds false teeth firmer so they feel more comfortable. Helps check denture breath. Dentures that fit are essential to health. See your dentist regularly. Get FASTEETH today at all drug counters.

Hanging Basket **3 BULBS \$1.00**
BEGONIAS
GORGEOUS INDOOR-OUTDOOR PLANTS
Mixed pastel colors. Hundreds of double flowered blooms per plant. Easy to grow as house plants indoors in the winter, or in window boxes, beds and rock gardens in summer. **Top size bulbs.** Supply limited. **Order Today. Send \$1 for 3; \$2 for 7 prepaid, no C.O.D. Orders.**
R. H. SHUMWAY SEEDSMAN
DEPT. 405, ROCKFORD, ILL. 61101

SAVE ON OPEN TOE ELASTIC HOSE
Excellent quality. For more severe leg disorders where firmest support is required. Safe, comfortable, buff-flesh color. At special low price only 3 pair to a customer. Irregulars. Specify style (A or B), give calf measurement. In average length only.

REGULAR \$3.99 Value **NOW ONLY \$2.99 Per Pair**

30-DAY MONEY BACK GUARANTEE! on all A.M. hose. Full satisfaction or refund. Send check or money order (C.O.D.'s accepted). Prompt shipment. Add 15c for postg. & Hdlg. to each order.
A. M. Mfg. Co. 549 W. Randolph St., Dept. W-109 Chicago 6, Ill.

Commons 4.0 NC SA BY FREE DISTRIBUTION ONLY - NOT FOR SALE

Use flash at camera when working indoors as in illustration or whenever light level is too low for good photography. Determine flash exposure by dividing guide number, supplied with film, by distance in feet from camera to subject. Example—Guide number is 40 for exposure at 1/100 second. Camera to subject distance is 4 feet. Forty divided by 4 equals 10—set camera aperture at f 11.

8. Portra lenses are designated as 1 plus, 2 plus etc. Attached over normal lens by adapter ring or lens hood they allow placing camera in closer to subject than normal lens would allow. Consult chart which comes with each lens to determine distance to be measured off from flower to front of Portra lens when mounted on camera. This chart will show depth of focus and height and width of area which will be photographed at various distance settings of regular camera lens. A pocket Photoguide obtainable at camera store supplies fuller information for Portra lens use in easily understood form. A guide of this type is also recommended as very helpful on most basic problems encountered sooner or later in photography.

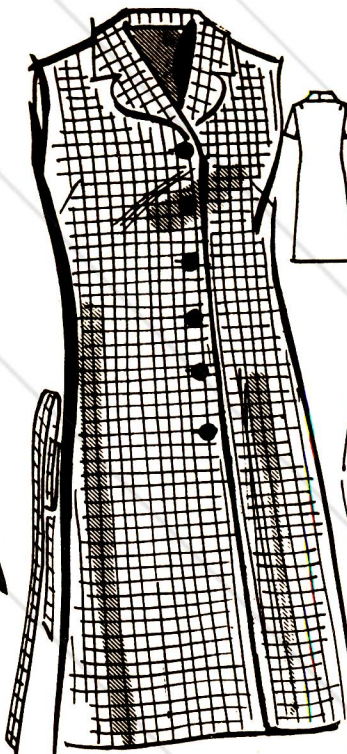
Expose particular film according to instruction sheet packed with it unless you are familiar with using a light meter. When you cannot afford to lose a picture, also expose 1/2 stop over and 1/2 stop under recommended exposure.

In conclusion let me suggest fairly regular practice. Don't fail to experiment a bit. An extra shot or two is both good insurance and an exercise in development of technique. Keep notes and dates on shooting for future reference and guidance.

Four To Sew Swiftly



4523
12 1/2-24 1/2



9095 12 1/2-24 1/2



4721
10-18

4517
2-8

4523—Flattering yoke effect, gathers lend softness to panel. Half Sizes 12 1/2-24 1/2. Size 16 1/2 takes 2 5/8 yards 39-inch fabric.


9095—Step-in casual to wear free or with belt. Smartly notched collar. Half Sizes 12 1/2-24 1/2. Size 16 1/2 takes 3 3/8 yards 35-inch fabric.

4721—Move lightly through spring and summer in a free-swinging tent. Note the neat yoke, inverted pleat. Misses' Sizes 10-18. Size 14 takes 3 3/8 yards 35-inch fabric.

4517—Zippy little springtimer with epaulette shoulders, pockets. Children's Sizes 2, 4, 6, 8. Size 6 (short sleeved version) takes 1 3/8 yards 35-inch fabric.

Send FIFTY CENTS (in coin) for each pattern to:
WORKBASKET PATTERNS, Box 151, Old Chelsea Station, New York, N. Y. 10011
Add fifteen cents for each pattern for first class mailing
Send FIFTY CENTS in coin for Spring-Summer Pattern Catalog.

classified advertising



(Classified advertising is \$1.75 per word, per month, payable in advance by check, cash or money order; \$17.50 minimum. Special Headings \$4.75 per insertion. Classified copy is set solid, without display, leading or blank space. Type or print all copy. Copy subject to publisher's approval. When figuring the number of words be sure to include name and address. For example: A. E. Smith, is three words. Closing is 5th of 2nd preceding month. No charge for zip numbers.

AGENTS WANTED

SELL GIFTS AND HOUSEHOLD ITEMS — Make extra money. Toys, Jewelry, Stationery, All Occasion, Easter, Valentine Card Assortments. Salable Samples on Approval. Free Catalog, Bonus Plan. Write Hedenkamp, 361 Broadway, Dept. CD-7, New York 10013.

TEAR OUT THIS AD, mail with name, address for big box of home needs and cosmetics. Free to reliable men and women. Tell and show friends, make good money spare time taking their orders. Write today. Blair, Dept. 487GB1, Lynchburg, Va. 24505.

SELL GREETING CARDS—Make extra money. All Occasion Assortments, Easter, Valentine, Stationery, Gifts, Toys, Jewelry. Experience unnecessary. Salable Samples on Approval. Free Catalog, Bonus Plan. Write Hedenkamp, 361 Broadway, Dept. CD-4, New York 10013.

AMAZING LIST OF FREE OFFERS

LIST OF 1001 THINGS you can get free by writing to different places. Complete kit \$1.00. "Things Free", Box 1225K, Newark, N. J. 07101.

AMAZING SPARE TIME INCOME

INCOME UNLIMITED—Sewing At Home, we furnish everything. Write today. Mrs. Martha Robertson, 223 Market St., Wilmington, N. C. 28401.

ANTIQUES

BOOKS On Antiques and their Prices, Free Circular. W. Warman, Publisher, Uniontown, Penna. 15401.

ANTIQUERS take America's largest newspaper on antiques, over 64 pages, published twice monthly. \$3.00 year, refunded if not satisfied. Antique Trader, Box 327-59, Kewanee, Ill.

IDENTIFY AND PRICE Your Own Antique Glass. "Price Guide to Pattern Glass" is standard guide for dealers. Illustrated. Over 7,000 prices. Order direct. Lee Publications, Dept. WB, Wellesley Hills, Mass. 02181.

WOMEN EARN \$12,000 to \$16,000 a year. Big profit Antique Business at home spare time. Write for free booklet. American Institute of Antiques, 550-5th Avenue, New York 10036. Dept. W-82.

APPETITE PLEASERS

UNUSUAL RECIPES. \$2. Fox, East State Road, Olean, N.Y. 14760.

ART, ART SUPPLIES

YOU CAN ENTERTAIN with Chalk Talks. Catalog 10¢. Balda, Trick Cartoonist, Oshkosh, Wisc. 54901.

ARTIFICIAL FLOWERS, SUPPLIES

FIBRE, FEATHERS, JEWELRY, handicrafts. Catalog 25¢. Flocraft, Farrell, Pa. 16121.

BABY CHICKS

BABY CHICKS \$8.95 — 100 — COD. Heavy Breeds, Also Ducklings, Goslings, Turkeys, Guineas. Free Catalogue. Hockmans, Box 7175A, San Diego, Calif. 92107.

BIRDHOUSES—FEEDERS

FREE BIRD LOVER'S CATALOG — All popular brands — birdhouses, feeders, supplies. Audubon Workshop, Dept. 428, Glenview, Illinois 60025.

BUSINESS OPPORTUNITIES

FREE INFORMATION. Raise, sell fish worms, crickets. Carter Farm-61, Plains, Georgia.

LEARN EXPERT CANDLE Decorating, Candlemaking. Free details on home instruction method. Candle Institute, Dept. PF, 1600 Cabrillo Ave., Torrance, Calif. 90501.

PLASTERCRAFT FOR FUN Or Profit. Sample, Catalogue 10c. Wooley Company, Box 29-W, Peoria, Ill.

HOW TO MAKE MONEY Writing Short Paragraphs! No tedious study! I tell you what to write, where and how to sell, and supply lists of editors buying from beginners. Small checks can add up to worthwhile extra income. Write to sell, right away. Send for free facts. Barrett, Dept. C-13-A2, 6216 No. Clark, Chicago 60626.

FREE BOOK "990 Successful, Little-Known Businesses." Work home! Plymouth-226T, Brooklyn, New York 11218.

\$70.00 WEEKLY — Home, spare time. Simplified mail bookkeeping. Immediate income—easy. Auditax, 34741K, Los Angeles 90034.

BAKE NEW Greaseless Doughnuts in Kitchen. Stores buy output. Start spare time. Profit 29c dozen. Small appliance. Free recipe. Arthur Ray, Waseca, Minn. 56093.

\$100 WEEK POSSIBLE! Assemble Our Products. Everything Furnished! United, Box 55392-X, Indianapolis, Indiana 46205.

Business Opportunities (Cont.)

EARN MONEY raising fishworms for us! Write: Oakhaven-80, Cedar Hill, Texas 75104.

EARN BIG MONEY invisibly reweaving damaged garments at home. Free information. Eastern Reweaving School, 350-C Lincoln Road, Miami Beach, Florida 33139.

RAISE RABBITS and Fishworms on \$500 month plan. Free details. White's Rabbitry, Mt. Vernon, Ohio 43050.

YOUR HUSBAND can earn \$3 to \$6 hourly sparetime. Start shop in basement, garage with automatic Foley Saw Filer. Profit 90c on \$1. No experience needed, no selling, no overhead, small investment. Free book shows how. No. 246-8 Foley Bldg., Minneapolis 18, Minn.

IMPORT Export opportunity, profitable world-wide, mail-order business from home, without capital, or travel abroad. We ship proven plan, for no risk examination. Experience unnecessary. Free details. Mellinger, Dept. B422, Los Angeles 90025.

EARN \$240.00 A MONTH at home, spare time, doing only two \$5.00 Invisible Mending jobs a day. Big money paid for service that makes cuts, tears disappear from fabrics. Steady demand. Details Free, Fabricon, 1584 Howard, Chicago 26, Illinois.

SELL GREETING CARDS—Make extra money. All Occasion Assortments, Easter, Valentine, Stationery, Gifts, Toys, Jewelry. Experience unnecessary. Salable Samples on Approval. Free Catalog, Bonus Plan. Write Hedenkamp, 361 Broadway, Dept. CD-5, New York 10013.

EARN TO \$7.65/HOUR EXTRA! Operate your own tax consulting-accounting service. We train you, help you start. Rush name, address, zip for free book. Southwestern Academy, Dept. W28, Dallas, Texas 75220.

MEN, WOMEN, COUPLES. Become trained motel, hotel or resort manager in growing motel industry. Enjoy top income, exciting career, job security. Learn at home from approved school. Veterans' approved. No age requirement. Openings coast to coast. Choose your location. Placement assistance. Free facts. Motel Management, Dept. 154, 2433 N. Mayfair Rd., Milwaukee, Wisconsin 53226. No salesman will call.

FREE-LANCE RESEARCH can be lucrative homebased profession. Access to good library needed. For further details write Career Aids, Box 2225D, San Francisco, Calif. 94126.

PERFECT husband-wife business. Learn Upholstery at home. Make \$10 in an hour. Buy-repair-sell for even bigger profits. Kits, tools included. Free Booklet. Upholstery Institute, Dept. 5301-028, Little Falls, New Jersey 07424.

WE NEED GINSENG GROWERS! \$3,000-\$25,000 annually. We buy your crop. \$2.00 brings seed sample and information. Glass's Ginseng Exchange, Dept. 42, Box 1969, Springfield, Mass. 01101.

LUCRATIVE OPPORTUNITY Home Typing. Addressing. Details, 25¢. Ellis, 115-B Marberry, Prospect Heights, Illinois 60070.

BUTTONS

SPECIAL OFFER — 400 New Buttons \$1.00, postpaid. Free thread-assorted colors. Kenco, Box 7H, Scarsdale, New York 10583.

BUY WHOLESALE

HEARING AIDS, BATTERIES, wholesale. Free List. Fiston, Box 144W, New Preston, Conn. 06777.

CACTUS

SEVEN GORGEOUS FLOWERING CACTUS, including beautiful Golden Ball . . . \$1.00 postpaid. Free rare plant for promptness. Cactuslady, Edinburg, Texas 78539.

CARTOONING & COMMERCIAL ART

"HOW TO MAKE MONEY with Simple Cartoons" — Everyone who likes to draw should have this book; Free. Send name, zip code. Cartoonists' Exchange, 992, Pleasant Hill, Ohio 45359.

COINS

LINCOLN: 1919DS, 1920DS, 1930DS, 1935DS, 1936DS, 1937DS, each 10c. Stevens, Box 212W, Plainview, New York 11803.

CONTESTS

SWEEPSTAKES CONTESTS. How to win. Write for free particulars. General Contests, 1609-13 East Fifth, Duluth, Minn. 55812.

CRAFT SUPPLIES

SKIL-CRAFTS New 200-page '67-'68 Catalog. Largest selection of Leathercraft, Artists, Hobby and Craft Supplies from one source. Send 50c (refunded with first \$5 minimum catalog order). Skil-Crafts, Box 105, Joplin, Missouri 64801.

ARTFOAM STYROFOAM, CENTER-pieces, Favors, Patterns, Accessories. 25c brings 19 pages of information. Foam Fantasy, 1415 Genesee, Saginaw, Michigan 48605.

192 PAGE HANDICRAFT CATALOG. Free. All Crafts. Steece Bros., Box 177-WW, Sioux Falls, S. Dak. 75101.

STAINED GLASS HOBBY SUPPLIES, Instructions. Whittmore, 147 Water, Quincy, Mass.

PINE NEEDLE CRAFTS BOOK, illustrated, \$2.75 — Free beginners kit. L. M. Young, 1463 — 45th Avenue Circle Dr. W., Bradenton, Florida 33505.

CROCHET COTTON

HIGHEST QUALITY Crochet Cotton by mail only. Write for free test sample and price. W. B. Roddey, Richburg, S. Car. 29729.

DANCING SHOES—LEOTARDS

TOE, TAP, BALLET, Dancing Tights, Majorette Supplies, Catalog 25c. Quincon, 7-W Foster, Quincy, Mass. 02169.

DO IT YOURSELF

PAINT YOUR own wall mural! Inexpensive, easy Paint-By-Numbers Pattern Kit includes oils, brushes—everything! 35 decorator designs. Color catalog 25c. Muralart, 4401-TW Birch, Newport, Calif. 92660.

DOLLS, DOLLS, DOLLS

DOLLS! DOLLS! DOLLS! We teach you to repair, make, dress, also how to operate a Doll Hospital. Study at home. Earn while you learn. Or enjoy a fascinating hobby! Free informative booklet. Doll Hospital School, Dept. D-416, 2251 Barry Avenue, Los Angeles, Calif. 90064.

DRESS DESIGNING

DESIGN SMART Fashions for yourself or others. Fascinating, profitable field. Learn at home in spare time. Practical basic training. Sound "learn-by-doing" method. Free booklet. National School of Dress Design, 835 Diversey Parkway, Dept. 726-012, Chicago (60614).

DRESSMAKING

EASY HOME STUDY TRAINING. Make money sewing. Free information. Lifetime Career Schools, Dept. C-118, 2251 Barry Avenue, Los Angeles, Calif. 90064.

EARTHWORMS

EARN MONEY raising fishworms for us! Exciting details free! Oakhaven-32, Cedar Hill, Texas 75104.

FREE INFORMATION. Raise, sell fishworms, crickets. Carter Farm-51, Plains, Georgia.

BIG MONEY growing fishworms. Free Literature. Fain's Hatchery-6, Edison, Georgia 31746.

MEN! WOMEN! Make Money Raising Bait! We buy your Crop. Wigglers, Warsaw 9, Indiana 46580.

EMBROIDERY

EMBROIDER BEAUTIFUL miniature flower picture; receive: linen with design, yarn, needle, frame, instructions. Quick, easy. Gifts, fund raising. \$3.00. Gyfts, Box 19965, Dallas, Texas 75219.

FAMILY HISTORY

TRACE ANCESTORS YOURSELF. Instructions, facts, sources. Booklet \$1.00. Family History, Box 8572, Albuquerque, New Mexico 87108.

FINANCIAL PROBLEMS? Quick Solution. Consolidate bills. Raise Money. Non-Lending Service. Amazing results. Free details. Write Interstate Counselors, 28 E. Jackson, Suite 1204-WB, Chicago 60604.

FLOWER ARRANGING AND FLORISTRY

LEARN FLOWER Arranging and Floristry. Start your own business part or full time. Study at home. Earn while you learn. Accredited Training. Free Booklet. Lifetime Career Schools, Dept. B-446, 2251 Barry Avenue, Los Angeles, Calif. 90064.

HELP WANTED, FEMALE

ADD TO YOUR FAMILY INCOME. Pleasant, friendly opportunity to make up to \$20 in week, showing friends food and household products, cosmetics. Free Trial Sales Outfit. Rush name. Blair, Dept. 487GB2, Lynchburg, Va. 24505.

HORSE TRAINING

"HOW TO TRAIN HORSES"—Everyone who likes horses or ponies should have this book; Free. Send name, zip code. Beery School, 1702, Pleasant Hill, Ohio 45359.

IDEAS — INVENTIONS WANTED

INVENTIONS wanted; Patented, unpatented. Global Marketing, 2420-E 77th, Oakland, Calif. 94605.

INVENTORS: Manufacturers need new items! Your inventions, ideas developed for Cash/Royalty sales. Free "Invention, Protection, Procedure" forms. Member United States Chamber Commerce. Raymond Lee Organization, 230-R Park Ave., New York City 10017.

INSTRUCTION

LEARN CERAMICS at home, 15 complete lessons \$2.00 postpaid. John's Ceramics, Box 874, Omaha 1, Nebr.

COMPLETE YOUR HIGH SCHOOL at home in spare time with 71-year-old school. Texts furnished. No classes. Diploma. Information booklet free. American School, Dept. X238, Drexel at 58th, Chicago, Illinois 60637.

LEARN WHILE Asleep! Details free. Research Association, Box 24-WB, Olympia, Wash.

LEARN FASCINATING invisible reweaving at home. Make damages disappear. Free information. Eastern Reweaving School, 350-M Lincoln Road, Miami Beach, Florida 33139.

OIL COLORING PHOTOGRAPHS—A fascinating hobby or profitable sideline for those with artistic talent. Learn at home. Easy simplified method. Free booklet. National Photo Coloring School, 835 Diversey Parkway, Dept. 726-012, Chicago (60614).

DOLLS! DOLLS! DOLLS! We teach you to repair, make, sell all kinds of Dolls and accessories, including clothing. Study at home. Earn while you learn. Free booklet. Doll Hospital School, Dept. D-392, 2251 Barry Avenue, Los Angeles, Calif. 90064.

Instruction (Con't.)

LEARN FASCINATING, profitable invisible Reweaving at home. \$10.00 earnings in an hour possible making tears, holes disappear from clothing, fabrics. Steady demand from cleaners, laundries, homes. Details Free. Fabricon, 1583 Howard, Chicago, Illinois 60626.

ANNOUNCING NEW home study course in Interior Decoration. For professional or personal use. Fine field for men and women. Practical basic training. Approved supervised method. Low tuition. Easy payments. Free booklet. Chicago School of Interior Decoration, 835 Diversey Parkway, Dept. 726-012, Chicago (60614).

JEWELRY & FINDINGS

MAKE BIG Easy Profits making costume jewelry at home. Spare time! Quick, easy to make; easier to sell! Details Free! DonBar, 2934 Fullerton, Dept. S-178, Chicago, Ill. 60647.

JEWELRYCRAFT for Fun or Profit! Supply literature, 25¢. 3 sample kits, \$1.00. Modern Craft, 12790 Highway 19, Clearwater, Florida 33516.

TWO QUALITY KITS & CATALOG—\$1.00. Cat. 25¢. Rhinestones, Beads. Lindberg's, P. O. Box 10203, Tampa, Florida.

EASY TO MAKE Costume Jewelry. Catalog 25¢. Introductory kit including catalog \$1.00. J & M Novelties, Dept. B-2, Box 173, Broadview, Ill.

JEWELRY MAKING—ROCKHOUNDS

"100 POLISHED GEMSTONES, \$1.00." Tumblecraft, 5401 James North, Minneapolis, Minnesota 55430.

GET FREE CATALOG no serious rockhound, gem cutter, jewelry maker, hobbyist or craftsman can be without. Full of bargains, exclusive items, low prices from largest suppliers and authorities in the field. Free new catalog just off the press—yours for the asking! Write Grieger's, Dept. C-17, 1633 E. Walnut, Pasadena, Calif. 91106.

KNITTING

IMPROVE YOUR KNITTING! Order "Professional Knitting Secrets". Experts' tips on techniques, fitting, finishing, etc. Over 50 pattern stitches, \$2. Dept. WB-11. Sis and Jan, 225 Linden, Winnetka, Illinois 60093. Free gift.

LACE

NYLON LACE, glowing colors, 1/4" to 3/4" wide, 60 yards \$1.00. 1" to 1 3/4" wide, 30 yards \$1.00. Postpaid—minimum lengths 10 yards. Nucleus, Dept. WB, Box 670, Ossining, New York 10563.

LEATHERCRAFT

FREE Make 'Em and Save Leathercraft Idea Manual. Tandy Leather Co., 1001 Foch, V63, Fort Worth, Texas.

LOANS BY MAIL

BORROW \$1,205 Airmail! Repay \$47 for 36 months. State Licensed. Postal Finance, Dept. 60-A, 200 Keeline Building, Omaha, Nebraska 68102.

MEMORY DEVELOPMENT GUARANTEED

\$1,000,000 MEMORY. Yours overnight. Free details. Box 444WB, Maywood, Calif. 90270.

MISCELLANEOUS

HEARING AID Batteries. Big Savings. Free List. Box 51W, York, Pa.

LEG Sore Sufferers— Send for Free Book on proven Viscose for relief of pain and aches of leg ulcers, swelling, itch, rash, due to deep vein congestion. Works as you walk. Viscose Co., 100-WB West Chicago Avenue, Chicago, Ill. 60610.

LOSING Hair? Balding? Dandruff? Free copyrighted booklet. Dr. Shiffer Laboratories, 568 Euclid Arcade, Cleveland, Ohio 44115.

HEARING AID BATTERIES: Wholesale Catalog Free. Bencow, 300 East Grace, Richmond, Virginia.

TAILORING MEN'S SUITS The Professional Way. Instruction book \$2.00. Mabel Banta, 4710 Western, Olivehurst, Calif. 95961.

MONEY MAKING OPPORTUNITIES

CLIP Newspaper items. \$1.00—\$5.00 each. Details free. Walter, Box 1360-W, Erie, Penna.

BIG PROFITS in mail order. Details free. Knowledge, 30C West Washington, Chicago, Illinois 60602.

WALKING DOLLS — Dozen-\$15.00. Traxler, 1621 Evans Ave., Rockford, Ill. 61111.

\$2,000.00 EARNED First Month by Wilma Beier. "Instant" Photo Album sells itself. Pages are self adhesive. Details, sample Free. Keating, 3524-WB-1 Brighton, Pittsburgh, Penna. 15212.

BECOME NOTARY PUBLIC! Free Particulars. Stationers Exchange, Box 4120-WB, Evansville, Indiana 47711.

MONUMENTS

GENUINE MARBLE and Granite Tombstones \$12.50 up, including lettering and footstone. Freight paid. Free catalog. Allstate Monument Co., Station F-14, Atlanta 6, Ga.

MUSIC, MUSICAL INSTRUMENTS

POEMS, SONGS WANTED for new hit songs and recordings by America's most popular studio. Tin Pan Alley, 1650-WB Broadway, New York 10019.

POEMS Wanted for Musical Setting and Recording by America's Largest Song Studio. Send Poems. Free examination. Five Star Music Masters, 6-W Beacon, Boston 8, Mass.

SONGPOEMS WANTED for Musical setting Free examination. Get the "Nashville Sound" in your songs and records. Send Poems: Music City Songcrafters, 6145-AK, Acklen Station, Nashville, Tenn. 37212.

POEMS SET TO MUSIC. Songs recorded. Send poems, songs. Crown Music, 49-H West 32, New York 10001.

ACCORDIONS, GUITARS, BAND Instruments! Save to 50%. Terms. Trades. Free trial. Free catalog. Mention instrument. Music Mart, 5535-WB Belmont, Chicago 60641.

NURSERY STOCK

PEACH, PLUM TREES, low as 30c. Cherries, pears, apples, nut trees, strawberries, blueberries, dwarf fruit trees, perennials. Grapevines 10c. Shrubs, evergreens, shade trees, roses 25c up. Quality stock can't be sold lower. Write for Free color catalog and \$2.00 Free bonus information. Tennessee Nursery Company, Inc., Box 88, Cleveland, Tennessee 37311.

600 ASSORTED SWEET ONION plants with free planting guide \$3 postpaid. Topco, "home of the sweet onion," Farmersville, Texas 75031.

OF INT. TO WOMEN

SAMPLES: ANNIVERSARY Announcements—Napkins—Wedding Invitations. Scholler, 1747 Selby, Saint Paul, Minnesota 55104.

\$300 FOR YOUR CHILD'S PHOTO for our advertisements. All ages. Rush small photo, mother's, child's name. Spotlight (J2), 140 N. LaBrea, Hollywood, Calif. 90036

GOOD INCOME POSSIBLE. Sewing, assembling. Everything furnished. American, Box 1551-WB, Indianapolis, Indiana 46206.

HOOKED RUG Patterns on Burlap. Catalog 25c. Hookart, Cumberland Mills, Maine.

HOMEWORKERS — \$100.00 WEEKLY Possible. Sewing, Assembling, Lacing. KutieKay, Box 9194-WB, Fort Worth, Texas.

AMAZING NEW QUICK-STITCH YARNS make Crewel Embroidery Kits fun, profitable! Catalog 25¢. Stitchendipity, Box 457W, Greenville, Texas 75401.

MAKE MONEY with our Postcards! Work Home, full, sparetime. Particulars free! Westley, Westen Springs 8, Ill.

FREE LIST of Firms Needing Home Workers. Send stamped address envelope. American, Box 56, Muncie, Kansas.

\$3.00 HR. POSSIBLE handpainting novelties at home. N. Roland, 10-F Lakeview, Hammonont, N. J. 08037.

NOTICE! HANDMADES WANTED! J. Jones, Box 546X, Murphysboro, Ill. 62966.

SAMPLE MAGAZINE 10¢. Dutch Kitchen, 3300 Knox North, Minneapolis, Minn. 55412.

40 PIECED QUILT PATTERNS \$1.00. Catalog 25¢. Quilts, Valley Park, Mo. 63088.

EARN BIG MONEY invisibly reweaving damaged garments at home. Free information. Eastern Reweaving School, 350-A Lincoln Road, Miami Beach, Florida 33139.

RAISE RABBITS For us on \$500 month plan. Free details. White's Rabbitry, Mt. Vernon, Ohio 43050.

"HOME SEWING GUIDE" tells how to make money sewing, buy wholesale, including patterns, etc. Details. CVT, Box 318-Z, Ypsilanti, Michigan 48197.

FREE BOOK. Elijah Coming Before Christ. Wonderful Bible Evidence. WB Megiddo Mission, 481 Thurston Rd., Rochester, New York 14619.

EARN \$240.00 A MONTH at home, spare time, doing only two \$5.00 Invisible Mending jobs a day. Big money paid for service that makes cuts, tears disappear from fabrics. Steady demand. Details Free. Fabricon, 1582 Howard, Chicago 26, Illinois.

Of Interest to Women (Con't.)

WEAVING LOOMS, carpet warp and filler. Free literature and sample cards. Carlcraft Co., Dept. 75, Boonville, N. Y. 13309.

LEARN TO READ MUSIC—In One Evening! Any instrument. Guaranteed system. Free details. Shinn, 901-W Beekman, Medford, Oregon 97501.

\$75.00 THOUSAND, Home Addressing! Longhand. Typewriter. Information, send stamped self-addressed envelope. Brewster, Box 1348-YR, Clearwater Florida 33517.

MAKE EXTRA MONEY! Introduce New Miracle Cantreze Nylons at 69c a pair. Guaranteed Never to Run. We show you how. Supply big outfit and sample stocking Free. Spare-time cash year-round. It's easy. Write American Mills, Dept. C243, Memphis, Tenn. 38101.

WALLPAPER — SAVE HALF or more. Huge 1967-68 catalog, over 100 selections, 19c to 69c single roll—send 10c. Mutual Wallpaper, Dept. Y, 228 W. Market, Louisville, Ky. 40202.

30 BIRDHOUSE and Feeder patterns for Martins, Wrens, etc. Only \$1.25. Mastercraft, 216W, 7041 Olcott, Chicago 60631.

WORLD'S LONGEST LASTING PERFUME! Beautiful Purse Size — Only \$1.00. Perfume. Box 285W, Arlington, New Jersey 07032.

GUARANTEED INCOME MAILINGS! Stamps furnished. Send 25c. Beeco, Dansville 6, N.Y.

DREAMBOOK—600 Common Dreams and possible meanings, fortune telling, charms. All in one book \$1.00. Cisco, Box 395, New York 19, N.Y. 10019.

LEARN EXPERT Cake Decorating. Candy Making. Free details on home instruction method. Cake & Candy Institute, Dept. BAG, 1600 Cabrillo Ave., Torrance, Calif. 90501.

HANDMADES WANTED — DOZEN LOTS! Details 10¢ and self-addressed stamped envelope. "Handmade Buyers," Millbrook, Mass. 02349.

\$500 MONTHLY POSSIBLE — clipping news at home. No experience needed. Free information. Send stamp. American, Box 11056, Kansas City, Kansas 66111.

WANTED! Addressers—Commission Mailers. Stamp required. Ooton Distributors, 122-W Duke Drive, Portsmouth, Virginia 23703.

CASH FOR BOXTOPS! 100 Addresses 30¢ monthly. \$2.50 year. Jaybee, Valley Park, Mo. 63088.

PAINT BEAUTIFUL PICTURES with Seeds or Sawdust. Detailed Patterns with instructions 55¢ each or 5 for \$2.00. Surprise with first order. Bonus with \$4.00 order. Rooster, Hen, Flower, Parrot, Eagle, Butterflies, Matador, Siesta, Cardinal, Duck, Spring, Zodiacs, others. Pat's Handicrafts, Box 307W, Center, Texas 75935.

SUITING FLANNELS, GABARDINES, Rich Colors. Beauty Blended-finest Rayon-Celanese Acetate. 45 wide. Washable. Crease resistant. Save! Samples 10c. Kroona Fabrics, 2005-WF Taylor, Minneapolis, Minn. 55418.

BEAUTIFUL MOTHER RINGS with Children's Birthstones. Literature free! Write: Box 86, Brule, Nebraska 69127.

DREAMBOOK —1800 Common Dreams and their possible meanings for you, only \$1.00. Cisco Sales, Box 395, New York 19, N.Y. 10019.

Of Interest to Women (Con't.)

LEARN FLOWER Arranging and Floristry. Start your own business part or full time. Study at home. Earn while you learn. Accredited Training. Free Booklet. Lifetime Career Schools, Dept. B-434, 2251 Barry Avenue, Los Angeles, Calif. 90064.

MAKE \$12.00 PROFIT each dozen Sewing Aprons. Details: Send stamp. Redikut's, Loganville 1, Wisconsin.

KNITTERS new Polyon Bulkywool pound only \$2.00. Sockwool pound \$1.25. Quiltpatches two pounds \$1.00, free instructions, Buttons 500-\$1.00, Nylon-laces 40 yards \$1.00. Schaefer, Champlain, New York 12919.

EARN Up To \$2.00 Hour Lacing Baby Moks. Cuties, Warsaw 17, Indiana 46580.

BAKE NEW Greasless doughnuts in Kitchen. Sell stores. Free recipes. Addison Ray, Waseca, Minn. 56093.

ANTIQUÉ DOLLS, DOLL HOSPITAL Supplies lists, 25c. Instruction book \$2.00. Doll Repair, 9918 Lorain, Cleveland 2, Ohio.

HUNTING FOR A GOOD MOLD? Try molds professionals use. Plaster Craft — interesting hobby — profitable, too. Deep-Flex Plastic and Resin molds inexpensive. Send 50c for new 64 page Catalog — over 900 molds, supplies. Belle Craft, Dept. A-2, 119 East Oklahoma, Guthrie, Okla.

DREAMY, ROMANTIC "TAHITIAN" Perfume! Bewitching Sample 35c. O'Dells, Box 1703-WB, Prescott, Arizona 86301.

BRAIDED RUG Supplies. Especially prepared for weaving, braiding. Lowest prices. Variety of colors. Satisfaction guaranteed. Free Samples. Write Michigan Wool Products Company, Benton Harbor 9, Mich.

"BIG PROFITS FROM DOLLS!" Start your own hobby-business dressing, making, repairing and selling dolls. Send for Free booklet describing the excellent opportunities open to you. Doll Hospital School, Dept. D-404, 2251 Barry Avenue, Los Angeles, Calif. 90064.

AMBITIOUS WOMAN WANTED to make \$50 to \$250 spare time, showing quality cosmetics. Gorgeous \$10.00 display kit furnished. Write for free trial offer. Ruth Webb, Dept. 66XB, 390 Mulberry Street, Memphis, Tennessee 38102.

CHURCHES—CLUBS. PROVEN MONEY MAKER. Make \$82 and more with Happy Home Dish Cloths. Heavy weave for extra scrubbing power. Send name, address, name of organization for information and free sample of finest dish cloth you've ever used. Southern Flavoring Co., Dept. BC-478, Bedford, Va.

HATE FURNACE FILTERS? Not with Air-Kontrol Permanent Aluminum Filters. Details. Miniature Sample—Free! Home Products, W-23, Box 65, Granger, Ind. 46530.

HOME ADDRESSERS WANTED! Longhand, typewriter. Details: Stamped, self-addressed envelope. Aberdean's, Readville, Mass. 02137.

SELL GREETING CARDS—Make extra money. All Occasion Assortments, Easter, Valentine, Stationery. Gifts, Toys, Jewelry. Experience unnecessary. Salable Samples on Approval. Free Catalog, Bonus Plan. Write Hedenkamp, 361 Broadway, Dept. CD-6, New York 10013.

Of Interest to Women (Con't.)

BEAUTIFUL MACHINE QUILTING. Many Patterns, reasonable prices. Free information. Quality Quilting, Stover, Missouri 65078.

LEARN FASCINATING HOME DRAPERY Making, interior decorating, slip-covers, bedspread ensembles. Turn sewing machine into money making machine by supplying Huge Demand for tastefully decorated homes, luxury drapes, etc. Delightful hobby too! Learn, earn, work at home. No experience needed, We Show You How! Fabrics wholesale—save big money on your own decorating & drapes. Write for Free four color decorating-drapery book today! Custom Drapery Institute, Box 555-CO, Orange, Calif. 92669.

\$300 FOR YOUR CHILD'S PHOTO. Send photo for approval. Returned. Advertisers, 6340CB-Coldwater / No. Hollywood, Calif.

BOOK by Florence Schaffer, Miniature Driftwood \$4.95. 10 lbs. Driftwood (Miniature 2" to 6", 6" to 10", and 10" to 24") \$5.95. Price lists for Driftwood, Dried Materials, and Beach Pebbles upon request. RLB & Co., P. O. Box 3686, WB, Eureka, Calif. 95501.

LEARN DECORATIVE ARTS & CRAFTS. Excellent opportunities for starting part or full-time business in this new, exciting field. Great Hobby. Free color illustrated booklet. Lifetime Career Schools, Dept. E-161, 2251 Barry Avenue, Los Angeles, Calif. 90064.

WANT TO MAKE MONEY Selling Exciting New Products. Send Name for free 5 Months Subscription. Opportunity Magazine, Dept. 11-B0, 850 N. Dearborn, Chicago.

OLD GOLD & JEWELRY WANTED

CASH IMMEDIATELY For Old Gold—Jewelry, Gold Teeth, Watches, Diamonds, Silverware, Spectacles. Free Information. Rose Industries, 29-WB East Madison, Chicago 2, Illinois.

WANTED, gold, silver, platinum (any form), mercury. Information free. Wilmot's, 1067 Bridge St., Grand Rapids, Mich. 49504.

HIGHEST CASH for Gold, Jewelry, Gold Teeth, Rings, Diamonds, Watches, Silver, Platinum. Mail Articles Today. Free gift with Information. Chicago Gold & Precious Metals, 6 E. Monroe, Dept. 150, Chicago, 60603.

OLD STAMPS WANTED

I PAY \$250 each for 1924 1c green Franklin stamps, rotary perforated 11 (\$2500 unused). Send 25c for illustrated folders showing amazing prices paid for old stamps, coins, collections. Vincent 85WB, Bronx, New York 10458.

ORGANIZATION FUND RAISING

SUPERLATIVE fast-selling dish cloths guarantee easy, continuous profits. 500 additional proven money-makers. Free portfolio. Smiling Scot CB, 1266 Goodale, Columbus, Ohio.

YOUR CHURCH OR GROUP can raise \$40.00 and more, easily, quickly. Have 10 members each sell only ten of my inspirational Prayer Grace Salt and Pepper Sets, \$1 each. Keep \$40.00 for your treasury. No money needed. Write Anna Wade, Dept. 829GB, Lynchburg, Va. 24505.

PHOTOS, COLOR FINISHING

FREE KODACOLOR FILM with roll developed and enlarged. 8 or 12 exposures \$1.98; 20 exposures \$3.25. Failures credited. Send this ad with order. Skrudland Photo, Dept. WB, Lake Geneva, Wisconsin 53147.

SURPRISE GIFT WITH FIRST ORDER. Introducing America's Most Beautiful Color Prints. Kodacolor roll developed, eight or twelve exposures \$1.95; twenty \$2.95. Fast Service! Black and white 70c. Willard's, Box 857-E, Cleveland, Ohio 44122.

KODACOLOR 12 exposure enlarged \$1.99; 8—\$1.75. Reprints 15c. B&W 12—50c. Indiana Photos, Box 707-WB, Muncie, Indiana.

PLASTICS

CASTOLITE LIQUID CASTING PLASTIC sets hard like glass without heat. Clear, Colors. Embed real flowers, photos, coins. Also new moulding formula for perfect reproductions. Illustrated booklet shows how. Send 25c — Dept. 68-110B. Castolite, Woodstock, Illinois 60098.

PUBLICATIONS

COUNTRY WORLD—Flowers, gardening, nature magazine. Sample 25¢. \$1.25 year. R. 2WB, Carmi, Illinois 62821.

QUILTING REMNANTS

QUILT PIECES: 3 lbs. Colorful Cotton Prints \$1.98; 3 lbs. Beautiful Corduroy \$2.50; 5 lbs. Cotton Rug Strips \$2.98. Postage Extra. Johnson, 141 North Lincoln, Lombard, Illinois 60148.

EXQUISITE QUILTS from discarded Nylon Stockings, Cotton Dresses. One sewing joins top, back and stuffing. Pattern \$1.00. Use'M Up Company, 4411-WB Elston, Chicago 60630.

REAL ESTATE FOR SALE

FREE . . . 184-page illustrated Spring 1968 Catalog! Describes hundreds of farms, ranches, town and country homes, businesses, vacation, retirement and waterfront properties coast to coast! Specify type property and location preferred. Zip code, please. United Farm Agency, 612-KT West 47th St., Kansas City, Mo. 64112.

SALESWOMEN WANTED

MAKE EXTRA MONEY! Introduce New Miracle Cantece Nylons at 69c a pair. Guaranteed Never to Run. We show you how. Supply big outfit and sample stocking Free. Spare-time cash year-round. It's easy. Write American Mills, Dept. C160, Memphis, Tenn. 38101.

SELL CARROT VITAMINS to Friends, Neighbors. For information write: Carrots 46787.

SELL SCRIPTURE MERCHANDISE. Good profits. Free information, write: George Noble, Dept. B, Pontiac Building, Chicago 60605.

FINISH HIGH SCHOOL at home. No classes. Texts furnished. Diploma awarded. If 17 or over and have left school, write for Free information and booklet. Wayne School, a Division of LaSalle Extension University, a correspondence institution, Dept. 74-523, 417 S. Dearborn, Chicago, Illinois 60605.

SECOND CHANCE FOR HIGH SCHOOL Dropouts. Get diploma at home in spare time. Full credit for previous schooling. No classes. Given Free: Booklet on finishing high school at home, Government advice for drop-outs, aptitude test. Write: Academy for Home Study, 425 S. Dearborn, Dept. 74-927, Chicago, Illinois 60605.

SEWING SUPPLIES

ZIPPER BARGAIN: Ten 7" in nylon or metal (verified \$3.50 value) only \$1. First quality; assorted or all one color. Also, world's largest catalog of name-brand buys, 25¢. Newark Dressmaker Supply, 140 Halsey Street (W3), Newark, New Jersey 07102.

"QUILTERS DELIGHT" — 89 Charming Quilt Designs 99c. Also 50 "Quilt Blocks" 6 inch squares \$1.65 or 14 large 12 inch "Quilt Blocks". Color-fast Cotton Quality Prints. National Needlecraft, Box 35084, Los Angeles, Calif. 90035.

AMAZING VALUE offer of handwoven Harris tweeds, traditional, fashionable designs only \$2.10 per yard. Scotch tweeds, tartans, tropical suitings, 56 inches wide only \$3.00 per yard. Any length sent. Tailoring service, Swatches, lists free. Money refund guarantee. MacGillivray, Weavers, Muir of Aird, Benbecula, Scotland.

SEWING SUPPLIES. Discount prices. Free Catalogue. Dept. W, Button Shop, Box 1065, Oak Park, Illinois 60304.

DO YOU SEW? Join Exclusive Sample Club. Send 25c for membership and samples. Receive Free 20-page Bargain Sewing Catalog. Home-Sew, Bethlehem 20, Pa.

WORLD'S LARGEST CATALOG, filled with name-brand bargains at savings to 50%. Zippers 9¢; Seambinding, Rick-rack, 2¢ yard, etc. Free gift offers included. Send 25¢ to Newark Dressmaker Supply, 140 Halsey Street (W4), Newark, New Jersey 07102.

SHELLCRAFT

SHELLCRAFT FINDINGS Catalog and 100 assorted shells, \$1. Bonita Shells, 387W, Bonita Springs, Fla.

A NEW YEAR, Five New Shell Floral Bouquets. Send 10¢ for Brochure. Shellcraft, Dept. F-1, 514 Northwest 79th St., Miami, Fla. 33150.

SPARE TIME OPPORTUNITIES

MONEY—SPARE TIME OPPORTUNITY. We Pay Cash for Nothing, but your opinions, written from home, about samples of our clients' products. Nothing to sell, canvass or learn. No Skills. No Experience. Just honesty. Details from: Research 669, Mineola, N.Y. 11501. Dept. BY-21.

HOW TO MAKE MONEY Writing Short Paragraphs. Information Free. Barrett, Dept. C-13-A1, 6216 N. Clark, Chicago 60626.

Spare Time Opportunities (Con't.)

FREE. 206 Easy Ways to make money taking orders for exciting new products—spare time. Send name, age for 5 months free subscription, Opportunity Magazine, 850 N. Dearborn, Dept. 11-8S, Chicago.

STAMPS

FREE 115 FAMOUS STAMPS including Monaco Elephant, U.S. Edison, San Marino Dog: worth over \$2, introducing our famous U.S. and Foreign Approvals. Send 10c for handling. Globus Stamp Co., New York, New York 10010. Dept. 664A.

FREE WONDERFUL New United States Catalog! Postage and Airmails Complete. 786 Illustrations. Special offers, Bargains Galore—Everything! Send Today. H. E. Harris, Dept. FC-1, Boston, Mass. 02117.

WOW! 110 ALL DIFFERENT GERMANY 10¢ Commemoratives, Airmails, High Values, Big catalog, bargain lists also, fine stamps from our approval service, which you may return without purchases and cancel service at any time. Jamestown Stamp, Dept. A28WB, Jamestown, N. Y. 14701.

"COLORFUL" SET FREE! Request Approvals. Gorliz, Drawer 388WB, Park Ridge, Illinois 60068.

QUEEN ELIZABETH, A beautiful collection of 50 Different stamps all bearing the portrait of the Queen of England. 10c with approvals. Wolverine Stamps, Dept. 65 D, Fruitport, Mich. 49415.

COMPLETE UNITED STATES Stamp Price List. Free upon request. Jay Richards, Box 373W, Hempstead, New York 11551.

FREE: 30 Different United States Commemoratives, when requesting United States approvals. Shelron, Box 187W, Hempstead, New York 11551.

100 DIFFERENT NORWAY—35c! Worldwide approvals. Bargains! Carling's, Howard City, Michigan 49329.


STAMPS FREE! New issues — New Countries — Triangles — Rockets — Olympics — Scouts — Birds — Flowers — Animals — Also Old Canadian and U. S. stamps. Plus complete illustrated Canadian Stamp Catalog. Send 10c for mailing. Gray Stamp Co., Toronto, Canada.

UNITED Nations, 7 different mint stamps only 25c to collectors requesting U.S. or foreign approvals. Modern Stamps, Dept. 65U, Ferrysburg, Mich. 49409.

FREE! BIG BARGAIN CATALOG—New Edition listing thousands of bargains including U.S. & B.N.A. stamps, packets, albums, accessories and supplies. Also, fine stamps from our approval service which you may return without purchases and cancel service at any time. Jamestown Stamp, Dept. E28WB, Jamestown, N.Y. 14701.

WEAVING SUPPLIES

WEAVE RUGS—Make Good Profits—No experience necessary! Free Catalog, sample card, and low prices on carpet warp, rug filler, looms, parts, inexpensive beam counter. If you have loom—advise make, weaving width please. Or. Rug Company, Dept. 1851, Lima, Ohio 45802.



THE COMPLETE BOOK OF NEEDLEWORK

Irene Hirst
(Taplinger Publishing Company, Inc., 29 East 10 St., New York, New York 10003; illustrated 320 pages; \$8.00)

This book was compiled by members of the Embroiders' Guild and experts in other fields covered and was edited by Irene Hirst. It is lavishly illustrated with nearly a thousand line drawings and photographs which clearly show how various stitches and patterns are made.

Basic embroidery stitches are explained with detailed drawings. Every aspect of embroidery is covered. A few that are included are Hedebo, quilting, shadow work, Black work, couching, Mountmellick work and machine embroidery.

Chapters on hand sewing, knitting, crocheting, tatting and lace-making are also included. Instructions for transferring original designs are given. Suggestions on needles, threads, and materials to use for the various types of work are discussed. The section on needlepoint, bobbin and macramé laces has proven very popular.

THE COMPLETE BOOK OF NEEDLEWORK ranges from teaching simple basic stitches to working the more complicated patterns. Even beginners will have no trouble working complicated patterns because excellent directions and illustrations are given with each pattern.

Every needleworker will enjoy

the contents of this delightful and enchanting book. Even the experienced needleworker will find valuable information that will help enhance the beauty of her hand made.

MORE ABOUT DÉCOUPAGE

Patricia E. Nimocks
(Patricia Nimocks Inc; P. O. Box 7178, Louisville, Kentucky 40207; illustrated; 45 pages; \$1.00)

Learn to "paint with scissors" and enter a limitless field of furniture and home decoration. So writes Patricia Nimocks, author of the booklet, "MORE ABOUT DECOUPAGE". A craft popularized during 18th century in France (origin Italy), découpage — decorating objects with paper cutouts—is becoming the way to decorate furniture, according to Miss Nimocks.

Her booklet contains dozens of project ideas, from end table tops to elaborate jewel boxes to picture prints. Practical advice on selecting design, cutting it out properly, coloring and finishing surface with shellac is included.

Ordinary household objects such as medicine chests and bed tables become beautiful decor accents when painted and ornamented with découpage designs.

Miss Nimocks also takes up projects in techniques related to découpage—collage, montage and assemblage and tells how to create interesting three-dimensional prints and pictures.

MAKING MOSAICS

Edmond Arvois

(Sterling Publishing Company, Inc., 419 Park Avenue South, New York, New York 10016; illustrated; 88 pages; \$3.95)

MAKING MOSAICS is true to its title. Almost from the first page, you are making mosaics with Mr. Arvois' step-by-step instruction.

"Make a gravel mosaic" he suggests and tells what materials to assemble before you begin. The creation of design (sketch free hand with crayon on a bowl or dessert dish), selection and preparation of base and finally, gluing gravel bits in place to form actual mosaic—all are explained in easy to understand steps.

Mr. Arvois leads the way from simple mosaic projects such as hot plates and trivets to more involved mosaic work—table tops of tile and cupboard door inlays. The book covers such vital points as: what tools to use in making mosaics and how to use them, the right way to cut tiles, as well as tips on how to complete the mosaic, finishing and waxing, protecting finish, etc.

With help of this book, a beginner at mosaics moves from easy to more difficult projects until he learns to improvise on his own, to try out new materials and even to make and color his own stones at home. MAKING MOSAICS introduces a hobby that challenges all your creative ability.

I WANT EVERY READER
of this Paper to have my big red
EARLIANA TOMATO
"KING OF THE EARLIES"
Big solid, scarlet fruit, disease
resistant, heavy yielder. Ideal for
table or canning. Send 10c for big
packet or 25c for 3 packets **FREE**
and copy of Seed and Nursery Catalog.
R. H. SHUMWAY SEEDSMAN
Dept. 398 **ROCKFORD, ILLINOIS 61101**

SAMPLERS

Averil Colby

(Charles T. Branford Company, 28 Union Street, Newton Centre, Massachusetts 02159; illustrated; 265 pages; \$8.95)

Averil Colby, experienced needle-woman and author of PATCHWORK has written another scholarly, but far from boring, study of needle-work—SAMPLERS.

The word "sampler" derived from the Latin "exemplum" means a pattern, an example. The embroidered sampler's original function was an exercise for learning various stitches and patterns. Samplers of sixteenth through twentieth centuries provide a reflection of English character and taste.

Samplers date far back into history—textiles found in Egyptian burial grounds were pattern samplers of that early time. It is thought that sampler making traveled from East across to Europe and served as examples for the European sampler tradition.

Miss Colby discusses basic tradition in sampler subjects and arrangement, significance of flowers, fruit, trees and human figure motifs in samplers of sixteenth and seventeenth centuries.

Family samplers recorded births, deaths, marriages and preserved tokens of friendship and devotion. Another common sampler pattern was the "band" type, which contained the alphabet. These were a means of teaching a child to do embroidery.

The sampler's place in everyday life of early centuries through present comprises greater part of book. Detailed sketches of patterns, stitches and excellent photographs of the samplers themselves enliven the book.

CREWEL EMBROIDERY

OLD AND NEW

Weldon's Editors

(Hearthside Press, Inc., 381 Park Ave. South, New York, New York, 10016; illustrated; 96 pages; \$2.95)

During recent years the age-old craft of crewel embroidery has regained popularity. Most people think of crewel work in terms of Stuart or Jacobean designs. However, an interest in contemporary crewel has been increasing. Therefore, the editors have included both the old and new crewel work in their book.

The novice and the experienced needle worker will enjoy this authentic guide. Complete instructions are given for creating unusual and useful designs for the home and personal use.

Included are 105 different embroidery stitches and variations with a drawing of each to show how it looks while in progress. There is a section on transferring designs by tracing method, rubbing, carbon paper and tacking method and uses of embroidery papers.

Detailed diagrams show how to work wall hangings, chair seats, bedspreads, etc. Suggested stitches, colors and materials are also discussed.

Hints on pressing, washing and mounting crewel work are given. A full alphabetical index is included and a guide to Old English, Early American and Contemporary crewel.

If you are interested in developing your crewel ability, this volume will give you the confidence and guidance you will need.

THE STITCHERY BOOK

Embroidery For Beginners

Irene Preston Miller and
Winifred Lubell

(Doubleday & Company, Inc., 277 Park Ave., New York, New York 10017; illustrated; 96 pages; \$4.95)


What is stitchery? Another word for embroidery and embroidery simply means decorating fabric with needle and thread.

In this way, Irene Preston Miller and Winifred Lubell introduce their attractive and informative guide to embroidery for beginners. Chapter one, 'Others Who Have Stitched' is a beautifully written and well-illustrated note on stitchery's place in our history, from Powhatan (father of Pocahontas) and his leather robe embroidered with cowrie shells to more traditional and yarn embroidery.

Needle, thread and a bit of imagination are all you need to begin embroidery and chapter three, 'First Things First', gets right down to business explaining how to thread a needle.

THE STITCHERY BOOK contains many, many different stitches, with clear pictures and instructions on how to perform each, as well as suggestions for things to make—dolls, toys, stitchery portraits, greeting cards, chair covers and pillows.

This book is intended as a guide to the basic embroidery stitches, to show how easily they can be learned and to encourage you to vary them yourself to enter the exciting world of this satisfying skill. With the help of THE STITCHERY BOOK a beginner can learn to do many creative things.



4989 9-17

4685
12 1/2-24 1/2

4519 34-50

4958
6-14

4989—Beginner-easy to whip up these youthful styles—simple lines for jacket, skirt, shell and dart-shaped skimmer. Jr. Miss Sizes 9, 11, 13, 15, 17. Yardages in pattern.

4519—Wonderful step-in for larger figures. Flattering collar, single pocket, easy skirt. Women's Sizes 34-50. Size 36 takes 3 5/8 yards 35-inch fabric.

4685—High-rise neckline, low swinging pleats; seams flow straight to slim your figure. Half Sizes 12 1/2-24 1/2. Size 16 1/2 takes 3 1/4 yards 39-inch fabric.

4958—Stovepipe neck, button-sparked yoke for this swing-along style. To vary, have yoke and neckline in contrast fabric. Girls' Sizes 6, 8, 10, 12, 14. Size 10 dress of one fabric 2 yards 35-inch.

Send FIFTY CENTS (in coin) for each pattern to:
WORKBASKET PATTERNS, Box 151, Old Chelsea Station, New York, N. Y. 10011

Add fifteen cents for each pattern for first class mailing.
 Send FIFTY CENTS in coin for Spring-Summer 1954 patterns.

www.antiq uepatternlibrary.org 2019.08

Burpee Seeds Grow


—a gardening adage in millions of American homes for over 90 years

See and Read All About Burpee Seeds in this

THE POSTCARD BELOW NEEDS NO STAMP — FILL IN, MAIL TODAY FOR YOUR BURPEE CATALOG FREE

Burpee Seeds and Everything for the Garden

148 Pages, Over 600 Photos, 175 in Color



Let this most widely used garden catalog be your guide to the finest garden ever! See Burpee's new flower of the year, Hybrid Marigold First Lady, and all your favorites old and new. Enjoy extra delicious Burpee Hybrid Vegetables. It's — **FREE**

Read More about Burpee Seeds

and
 Plants, Bulbs, Trees, Shrubs, Roses, Fruit, Grapes, Berries, Evergreens, Nuts and Garden Aids

MAIL THIS CARD TODAY!



Burpee's blooms, many gorgeous colors mixed. Lovely ruffled petals, most popular garden flower. Fast growing 2 ft. plants. Sow seeds outdoors this spring where to bloom. **50c-Pkt.**

New Giant Ruffled Snapdragons Many bright colors in the famous Burpee "Super Tetras." Exquisite large flowers form massive spikes that make a grand garden display. 2 1/2 ft. plants, long-lasting in bouquets. **50c-Pkt.**

Crown Jewels Petunias Exquisite jewel-tones in a panorama of best colors — rare yellow, clear blue, deep blue, pink, salmon, red. Spicy fragrance. Bloom lavishly. **25c-Pkt.**

Magic Carpet® Double Portulaca Petite, exotic little "roses" on handsome creeping plants that cover the ground with a gay carpet of sparkling colors all season. **25c-Pkt.**

New Alaska Giant Marigold Nearest to white of all big marigolds, 3 1/2 to 4 in. across. Very light primrose, so near to white nature may at last produce a miracle white in your garden, to bring you the \$10,000 reward. **50c-Pkt.**

Souvenir Color Flower Postcard in Every Pack

This special ad will not be repeated, so don't delay! Order several Packs if desired—use coupon below.

W. ATLEE BURPEE CO., 410 Burpee Building Phila., Pa. 19132 • Clinton, Iowa 52732 • Riverside, Cal. 92502

Send postpaid 5 Pkts. Burpee Favorite Flower Seeds, \$2.00 Value for \$1.00.
 No. of \$2 Packs Enclosed
 Wanted at \$1 each..... is \$.....
 (You may enclose \$1 bills at our risk)

PLEASE PRINT:
 My Name.....
 Street or Rural Route..... Box No.....
 P.O. & State..... ZIP CODE.....
 Send Burpee Seed & Nursery Catalog FREE.





4989 9-17



Burpee Seeds Grow

— a gardening adage in millions of American homes for over 90 years

See and Read All About Burpee Seeds in this

92nd Annual Seed and Nursery Catalog **FREE**

Now more than ever before, this leading gardeners' catalog will bring to you "Everything for the garden." For free copy, see postcard at left.

Special Get-Acquainted Offer if You Order Now
 For You to See the High Quality of Burpee Seeds

5 Favorite Kinds, Easy to Grow **\$1**
All Burpee Specialties, \$2.00 value for

YOURS AT HALF PRICE! SEND \$1, SAVE \$1

Burpeana Giant Zinnias Spectacular, profuse 5 to 6 in. blooms, many gorgeous colors mixed. Lovely ruffled petals, most popular garden flower. Fast growing 2 ft. plants. Sow seeds outdoors this spring where to bloom. **50c-Pkt.**

New Giant Ruffled Snapdragons Many bright colors in the famous Burpee "Super Tetras." Exquisite large flowers form massive spikes that make a grand garden display. 2½ ft. plants, long-lasting in bouquets. **50c-Pkt.**


Crown Jewels Petunias Exquisite jewel-tones in a panorama of best colors — rare yellow, clear blue, deep blue, pink, salmon, red. Spicy fragrance. Bloom lavishly. **25c-Pkt.**

Magic Carpet® Double Portulaca Petite, exotic little "roses" on handsome creeping plants that cover the ground with a gay carpet of sparkling colors all season. **25c-Pkt.**

New Alaska Giant Marigold Nearest to white of all big marigolds, 3½ to 4 in. across. Very light primrose, so near to white nature may at last produce a miracle white in your garden, to bring you the \$10,000 reward. **50c-Pkt.**

Souvenir Color Flower Postcard in Every Pack

*This special ad will not be repeated, so don't delay!
 Order several Packs if desired—use coupon below.*




Burpee Seeds and Everything for the Garden

In this free catalog, the most widely used garden book in America, you will find all the famous Burpee Hybrids that have revolutionized vegetable gardening from coast to coast. There are Big Boy and other Hybrid Tomatoes, also Hybrid Corn, Cucumbers, Peppers, Cantaloupes, Watermelon, Squash, Onions, etc. And Burpee Hybrid Flowers just as superior!

This No-Stamp-Needed Postcard is for YOU

Burpee's Big Boy Hybrid Tomato



4519 34-50

4958 6-14

4989—Beginner-easy to whip up these —simple lines for jacket, skirt, shell and skimmer. Jr. Miss Sizes 9, 11, 13, 15, 17 pattern.

4519—Wonderful step-in for larger figures. collar, single pocket, easy skirt. Women's Size 36 takes 3⅝ yards 35-inch fabric.

4685—High-rise neckline, low swinging flow straight to slim your figure. Half Size Size 16½ takes 3¼ yards 39-inch fabric

4958—Stovepipe neck, button-sparked yoke for this swing-along style. To vary, have yoke and neckline in contrast fabric. Girls' Sizes 6, 8, 10, 12, 14. Size 10 dress of one fabric 2 yards 35-inch.

The Burpee Catalog is Free and Postpaid

Over a million have already been mailed, thousands more are asking for it every day!

Don't delay and be too late —
 Send for Your Free Copy TODAY

Send FIFTY CENTS (in coin) for each pattern to:

WORKBASKET PATTERNS, Box 151, Old Chelsea Station, New York, N. Y. 10011

Add fifteen cents for each pattern for first class mailing

Send FIFTY CENTS in coin for Spring-Summer Pattern Catalog.

www.antiquepatternlibrary.org 2019.08

W. ATLEE BURPEE CO., 410 Burpee Building
 Phila., Pa. 19132 • Clinton, Iowa 52732 • Riverside, Cal. 92502

Send postpaid 5 Pkts. Burpee Favorite Flower Seeds, \$2.00 Value for \$1.00.
 No. of \$2 Packs Enclosed
 Wanted at \$1 each..... is \$.....
 (You may enclose \$1 bills at our risk)

PLEASE PRINT:

My Name.....

Street or Rural Route..... Box No.....

P.O. & State..... ZIP CODE.....

Send Burpee Seed & Nursery Catalog FREE.



110 • The WORKBASKET

Accessories such as purses, billfolds, glass cases and bookends are only a few uses to which needlepoint lends itself.

During the early years a loosely woven material such as coarse linen was used for background. Then came single thread canvas which was intended specifically as background material. It was only natural that double canvas should follow. Versatility of this canvas made it ideal for combining petit point for delicate detail with gros point for covering larger areas. Modern day needlepoint artists continue to show a preference for double thread canvas.

Wool or cotton yarn is used for working design. Choice of size depends upon intended use of completed article. Finer yarns are needed for billfolds and other accessories, while upholstery demands a heavier yarn. Obviously, a rug would require the heaviest of all yarns.

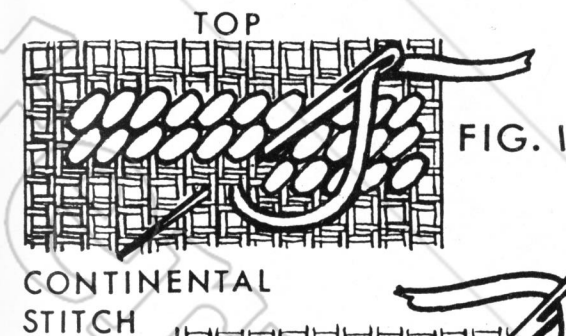
Needlepoint pieces are sold in a variety of ways. Canvas may be purchased with designs painted or stamped in full color or many experienced artists prefer to buy plain canvas and paint their own design before starting to work.

Tramé needlepoint pieces are offered which have long stitches of yarn across canvas. Colors used in tramé patterns indicate colors to be used in design. Needlepoint stitches are worked over long laid stitches and completed article has a padded, richly luxurious appearance.

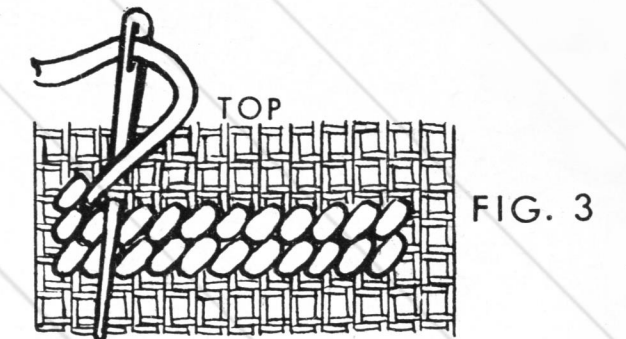
The majority of imported needlepoint designs are offered with design already worked. Filling in background with color preferred is all that is necessary to complete these pieces.

Each square on chart representing one stitch on canvas. These are usually rather versatile in that they may be adapted to small or large articles without too much difficulty.

Blunt tapestry needles are always used. The size needle depends upon size yarn and canvas used. However, a number 17 or 18 needle is desirable for the average double thread canvas. The continental stitch and half cross stitch are most commonly used.



Continental (or Tent) Stitch—This forms a small slanting stitch on front and a slightly longer slanting stitch on back. Diagrams show clearly manner in which this stitch is worked. Start at top right-hand corner of area to be worked and work from right to left (Fig. 1). When one row is completed, turn work upside down in order to be ready to work next row from right to left (Fig. 2). Leave one inch strand of yarn to begin, work over this at back of piece to fasten. All other ends should be worked into back of work when starting or finishing strands of yarn. This stitch may be



Half Cross Stitch—This stitch should be worked from left to right, starting in upper left corner of area to be worked. Diagram in Fig. 3 is self-explanatory. Every other row should be turned upside down (as in Fig. 2) in order to work from left to right. This is similar in overall effect to continental stitch but requires only about one yard per square inch while continental stitch requires approximately two yards. However, half cross stitch is not recommended for upholstery or any article which might receive heavy wear. Ends of yarn are hidden at back of work in same manner as for continental stitch.

Editor's Note: Needlepoint Picture Kit Number 515 measures 10 x 14 1/4 inches. Kit includes yarns, needle, design painted on canvas and instructions. Cost \$7.95, including postage. Allow 3 to 4 weeks for delivery. Send check or money order to: Art Needlework Treasure Trove, P. O. Box 2440, Grand Central Station, New York, N. Y. 10017.

EARN GOOD STEADY PAY
as a practical
NURSE!
LEARN AT HOME IN 12 WEEKS

Earn to \$70 a week, in good times or bad as an unlicensed Lincoln trainee with Certificate. Fascinating work. High school not needed. Ages 16-60. Earn while learning. Doctors approve this simple lowest-fee course. No salesman will call. Send today for FREE BOOKLET.

LINCOLN SCHOOL OF NURSING
805 Larrabee, Dept. 202, Los Angeles 69, Calif.
Rush 20-page FREE Booklet "Careers in Nursing"

NAME _____
ADDRESS _____
CITY _____ STATE _____

Japanese Screen Painting

Though Japanese painting really originated in China, it is a mistaken idea that the Japanese are merely imitators in art. Though it is true that the great Chinese empire did influence the smaller island nation, just as Italy and Greece influenced the art of western Europe, the Japanese developed a technique in painting and in making of prints which is distinctly their own.



Japanese painting uses symbolic rather than natural representation and does not add any shadows which we see when we look at an object. A complete scene with all details is not painted, only what are considered to be the most important parts, with blank space between for emphasis. Because of this, Japanese paintings and prints often seem to us to have a "flat" appearance, but they are very striking and attractive. The painting is not done from models, but they train the eye and

mind by observing closely whatever is to be used in design, then "paint from memory."

Chinese inks or water colors are usually used. Sometimes rice paste or diluted fish glue is added to colors and painting done mostly on silk or absorbent paper. Very definite brush strokes, similar to those used in writing, are used to produce leaves, flowers and other parts of design where this type of stroke is practical.

Pictures are often in form of hanging paintings called "kake-mono". These are long scrolls mounted on fine brocade and are kept rolled up except when on display. Then they are hung in a special alcove, the "Tokonoma", used only for showing off scroll pictures. There are also horizontal scrolls, called "Makinoma", which may be very long and tell a picture story of some famous battle or scene from Japanese life. Some of the finest examples of the painting of this country are done on folding screens. These are often in color on gold or silver background and very rich looking.

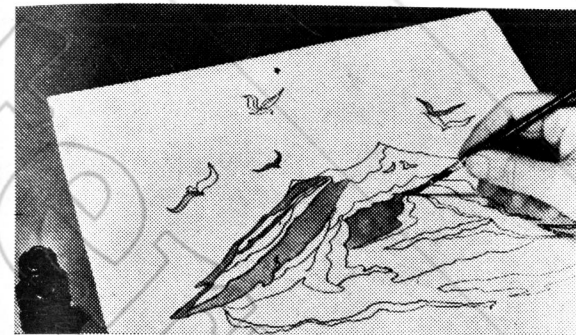
A Japanese-type wall scroll is an interesting painting project. A piece of inexpensive paper-type window shade makes a good background material. You may purchase such a shade without roller at any variety or hardware store. The scroll illustrated is 12 inches wide and 24 inches long. It may be any size, however, keeping those proportions if pattern given is used.

Enlarge pattern by drawing 1 inch squares on paper, using number of squares indicated in charts. Draw into each square that portion of design which appears in corresponding

space in any way which looks most attractive in space available. Transfer design to scroll.


Choice of colors should be an individual choice, perhaps shades of one color or natural colors would be more desirable.

Use water colors or tempera paints to fill in design. First paint all of white areas, then all areas that appear light gray and so on, using a darker color each time, finishing with areas that are black (photograph 1).



Photograph 1

Make ends of scroll by gluing material between two pieces of wood, each measuring 3/4 inch wide, 14 inches long and 3/8 inch thick. Sandpaper wood thoroughly and paint pieces black on ends and three sides, leaving one 3/4-inch wide side unpainted. Glue scroll bottom to unpainted side of one piece of wood, with 1 inch of wood extending beyond scroll at each side. Glue on second piece of wood with scroll



Photograph 2
(Continued on Page 114)

EAT ANYTHING WITH FALSE TEETH



Trouble with loose plates that slip, rock or cause sore gums? Try Brimms Plasti-Liner. One application makes plates fit snugly without powder, paste or cushions. Brimms Plasti-Liner adheres permanently to your plate; ends the bother of temporary applications. With plates held firmly by Plasti-Liner, **YOU CAN EAT ANYTHING!** Simply lay soft strip of Plasti-Liner on troublesome upper or lower. Bite and it molds perfectly. Easy to use, tasteless, odorless, harmless to you and your plates. Removable as directed. Money-back guarantee. At your drug counter.

BRIMMS PLASTI-LINER THE PERMANENT DENTURE RELINER



PROVED FUND RAISERS!
for Church, School, Club
PERMANENTLY DECORATED, GENUINE CERAMIC
KEEPSAKE PLATES
or Imported Tile Plaques
your choice of sizes, styles, designs

FULL DETAILS NO OBLIGATION Please mention Church group or Club you represent.

WORLD WIDE Art Studios
P.O. Box 2302 • Covington, Tenn. 38019

GIANT SHAGGY ASTERS



RED * WHITE * BLUE *
3 - 15c Packets, ONLY 10c. 45c Value
Red, White & Blue. Gorgeous 5 in. Blooms.
2 1/2 in. thick, on stately stems. Send 10c for these lovely asters and will include Big Seed, **FREE**
Plant & Nursery Catalog.

R. H. SHUMWAY SEEDSMAN
Dept. 402 ROCKFORD, ILLINOIS 61101

WALLET PHOTO BARGAINS

36 for \$1.00 PLUS 25c HANDLING **75 for \$2.00**
Beautiful 2 1/2 x 3 1/2" studio prints made on finest silk finish, double weight Kodak portrait paper. Send picture (5x7 or smaller) with order. Original returned unharmed. Money back guaranteed. For rush first class service, add 35c extra.
ROY PHOTO SERVICE Dept. JW2, GPO Box 644 N. Y. T., N. Y.

LEG SUFFERERS

Why continue to suffer without attempting to get relief? Write today for New Booklet—"THE LIEPE METHODS FOR HOME USE." It tells about relief of much of the pain, burning and itching of Varicose Ulcers and Open Leg Sores while in use. Liepe Methods used while you walk. More than 60 years of success. Praised and endorsed by multitudes.


FREE BOOKLET
LIEPE METHODS, 3250 N. Green Bay Ave., Dept. 11-B, Milwaukee 12, Wisconsin

Japanese Painting



(Continued from Page 113)

material sandwiched between the two (photograph 2).

Use bright colored pearl cotton or similar heavy thread as a wrapping around ends of wood. Spread glue around stick and begin wrapping close against edge of scroll. Continue wrapping to within 1/4-inch of outer end. Push turns tight against each other so no black wood shows between them (photograph 3).



Photograph 3




When you glue two pieces of wood to top end of scroll, sandwich hanging cord between them. Continue wrapping cord around two ends in same way as bottom stick was wrapped.

If you wish to design your own scroll, you may get additional ideas by looking at real Japanese scrolls or pictures of them which may be found in encyclopedia or art books in library.

The fibers of yucca, a spiny, spike-leaved plant that grows in Southwest, were used for making baskets by the Indians many years ago. They were either coiled or plaited. The Pueblo Indians of Southwest, who are descendents of those early Basket Makers, still use much the same method for making baskets today. Indians in other parts of country used sweetgrass instead of yucca but made coiled baskets using same process.

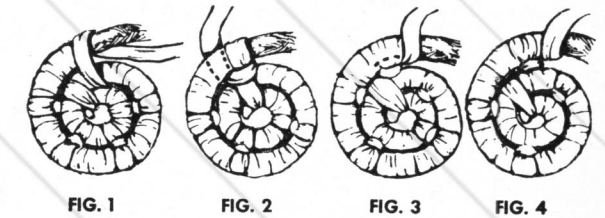
You can make an Indian coiled basket using clothesline rope for core and stretched, twisted strips of crepe paper for wrapping. Though materials are different, the technique is same as that used by Indians. One hank of clothesline rope will make several baskets.



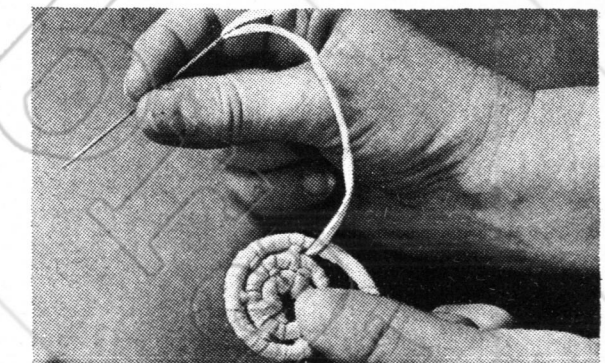
Completed Basket

The completed basket shown is in two colors. Prepare a strip of crepe paper of each color desired. Cut through entire thickness of fold of crepe paper across grain. Make strips about 1/2-inch wide. Stretch and slightly twist entire length of each strip. It is easier to work with fairly short pieces of paper so after preparing strip, cut off about two feet of one color to begin with. Glue paper around one end of

clothesline rope. Thread other end of paper strip through eye of darning needle. Wrap paper around rope in overlapping spirals so that rope is completely covered. After wrapping for about 1 1/2 inches, roll covered rope into tight, flat coil and bind to itself using knot stitch shown. Pass wrapping around coil being worked on, and coil against which it lies, from back to front. Carry wrapping over front of two coils, then to back again, bringing needle to front between two coils,



on the right, as in Fig. 1. Cross needle over wrapping of two coils and down between them, Fig. 2. Draw stitch tight. Cross over wrapping of two coils on back side and bring needle out to front again on right side of wrapping, Fig. 3. Draw crepe paper strip snug to complete knot. Continue wrapping rope, Fig. 4, for four or five turns, then bind



Photograph 1


(Continued on Page 116)

(Continued from Page 115)

coils together with another knot stitch. Continue forming flat bottom of basket in this way. Put on same number of wrapping turns between each stitch. Photograph 1 shows first few completed coils of basket bottom, with a knot just finished and ready to continue wrapping of rope. Add to wrapping strip as needed by gluing on additional piece of stretched crepe paper. The basket may be made in single color or work out design in contrasting color as in basket illustrated. When working in two colors, thread needle with strip of each color. Hold strip of second color of paper along inside of rope and carry wrapping over both. When second color is used to make design, carry strip of first color along rope and wrap with second color for desired length, and so on (photograph 2). Design should

other instead of in flat spiral. If they are set directly one on top of other, you will have a straight sided basket. To make bowl shape, set each coil on slight slant just a bit above and outside previous one. You will quickly learn how to place coils to produce whatever shape desired.


To add handles, wrap rope for about 4 inches without knotting it to coil. Bring wrapped end of portion down against previous coil, with center curving away from basket, and knot it to coil. Continue wrapping and knotting until you have worked around edge of basket to a point opposite first handle. Form second handle in same manner (photograph 3). Continue wrap-



Photograph 2


always begin in line with place where second coil is begun at center of bottom and then be evenly spaced around basket.

After flat bottom of basket is as large as desired, begin to shape




Photograph 3


ping and knotting coil until within 1 inch of first handle. Cut off rope 1 inch beyond wrapping and taper it so it fits against coil just below, ending without a noticeable bump. Finish wrapping and knotting to end of rope, at point where first handle begins. Glue down end of paper strip to finish off top edge of basket. Give basket two coats of clear shellac to stiffen it and give a shiny finish that will be easy to wipe clean.



RELIEVE NAGGING BACKACHES IN SECONDS in cases where firm support is needed! Amazing Light-Weight Sacro-guard Girdle hugs your back, instantly gives you relief. Enjoy complete freedom of movement and slimmer appearance while scientifically designed and scientifically inserted backstays support your back. Made of finest quality fabrics. Side opening for ease and fit. 4 adjustable garters. Waist sizes 24" thru 46". Only \$5.98. 10-day money-back guarantee! Order Style #952 today from Magic Mold, Inc., Dept. WB2, 10 Taylor St., Freeport, N. Y. 11520.



500 RETURN ADDRESS LABELS—50c! Quick and handy way to put your name and return address on letters, checks, books, records, etc. Any name, address and Zip code up to 4 lines, beautifully printed in black on white gummed labels with rich gold trim. About 2" long. Set of 500 labels just 50c postpaid. Free plastic box for purse or desk. We ship within 48 hours. Money back if not pleased. Don't know your Zip code? Add 10c per set and we will look it up. Same fast service. Walter Drake & Sons, 302-3 Drake Building, Colorado Springs, Colorado 80901. Send for free catalog of other unusual gift items.




NOW YOU CAN GET ready cut pieces for the Lone Star Quilt in 3 shades of Blue. Also available in 3 shades of Lavender or of Pink or of Green. These are cut from 80x80 pre-shrunk, color fast percale. You get the 288 pieces for the Star, a quilting pattern and detailed directions for only \$5.95, postpaid. You add fill-in blocks of color you wish. Finished Star is approximately 72 inches. Add borders of desired color and width. In ordering state which of the four colors you wish. Order by number, M28 Pink; M29 Blue; M30 Lavender; M31 Green. Aunt Martha's Studios, Inc., Dept. WB-268, 1243 Swift, Kansas City, Missouri 64116.



COLOR WALLET PHOTOS—20 for only \$2.00 or 25 Black & White for only \$1.00. Free Bonus! One photo (Color or black & white) beautifully encased in clear plastic. Our new equipment gives you amazingly beautiful Twenty 2 1/2" x 3 1/2" Wallet Photos in vivid Color . . . from your Polaroid color print, color photo, negative or slide. A swell gift or exchange with friends, classmates or relatives. Only \$2.00 (\$6.00 Value) . . . or 25 black and white Wallet Photos, only \$1.00. Send negative or photo. Your originals returned unharmed. Fully Guar.! Add 25c per order for shipping. Roxanne Studios, P.O. Box 1012, Long Island City, N.Y. 11101. Dept. J2.



ALL THE PHOTOS YOU NEED! A Great Idea! Especially when you do it this inexpensive way. Duplicate picture-perfect photos to send to loved ones, swap with friends, to use on job applications, etc. Just send your favorite photo or negative and you will receive 32 handy duplicate black and white, 2½ x 3½ pocket size photos on portrait paper for only \$1.00. Add 25c postage-handling. Write Philips Foto Company, Dept. WW, Elmsford, New York 10523.




MIDWINTER SPECIAL! Baby's precious first shoes gorgeously bronze-plated in solid metal, only \$3.99 a pair, for limited time only. Don't confuse this offer of genuine lifetime Bronze-Plating with painted imitations. 100% Money-Back Guarantee. Commended by Parents' Magazine Consumer Service Bureau. Also all-metal Portrait Stand and Bookends (shown), TV Lamps, Ashtrays at great savings. Thrillingly beautiful! The perfect Gift for Dad or Grandparents. Send No Money! Rush name and address today for full details, money-saving certificate and handy mailing sack. Write Now to American Bronzing Co., P.O. Box 6533-AG, Bexley, Ohio 43209.




100 WORLDWIDE STAMPS ONLY 10c! Get this scarce stamp showing Knight who banished Moors and founded Portugal in 1139—800 years ago! Plus 99 different old, new issues from Singapore, Colombia, Gibraltar—The world's four corners. Pictorials, commemoratives galore. Plus stamp selections to examine. Buy any or none, return in 10 days. Cancel service anytime. Extra: learn how to get free stamps every month, Rush 10c. Garcelon Co., 2WBN, Calais, Maine.




FREE PIERCED EARRING CATALOG. Direct To You Prices. Save to 60% from retail price. Brand New for "68". Over 3000 Award Winning New Exciting Styles. Photo'd actual size in liv'ng color. 14 kt. white and yellow gold. Antiques, Abstracts, Exotic Woods, Foreign Imports. Plus New supplement of hundreds of Matching Pendants, Necklaces and Finger Rings. Money Back Guar. Enclose 25c pstg. and hdg. Adco Gold Prod's, Dept. WB-2, Box 3046, Sarasota, Fla.



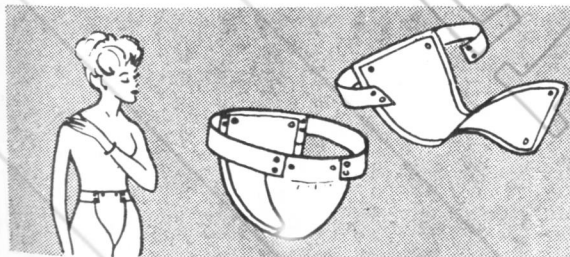
SEE CLEARER INSTANTLY. These magnifying reading glasses with high-quality, plano-convex lenses magnify fine print, make it easier to do close, precision work. Stylish smoke-color frames, metal hinges for long wear. Especially helpful for folks over 40 without eye disease or astigmatism. Money-back guar. if returned ppd. within 30 days. An outstanding value at \$3.98. State age, sex. Add 25c pstg. Nel-King Products, Dept. WK-28G, 811 Wyandotte, K. C., Mo. 64105.




40 YDS. NYLON LACE ONLY \$1. (verified value 20c yd.) White, pink, light blue, maize, ½ to ¾" wide; 20 yard pieces. You'll also love the non-tarnish gold or silver mettalic design on 100% white nylon lace background—washable, drycleanable: 20 yds. special for \$1. And send 25c for our big 136 page sewing supply catalog, World's largest, that's full of name brand buys. Newark Dressmaker Supply, 140 Halsey Street (W1), Newark, New Jersey 07102.



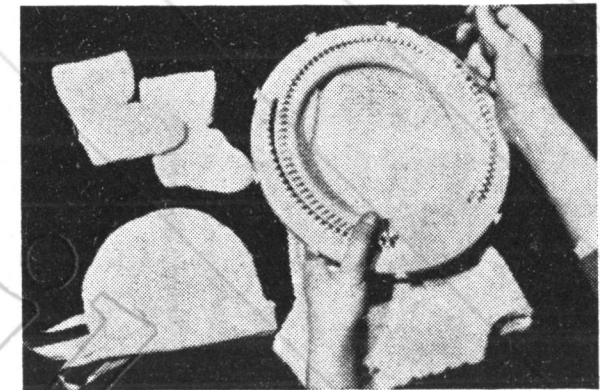
DECORATING SOAP can be fun and profitable for yourself, friends, shut-ins, youth and church projects. Each kit includes all the trims, sequins, pearls, pins, beads, net (except soap) for decorating each animal shown above (swan, turtle, fish). Two kits (makes 6 animals) for \$1, or order seven kits (makes 21 animals) for \$3. A 20-page sewing supply and trimming catalog also included Free with each order above. Home-Sew, Inc., Bethlehem 46, Pa. 18018.



WOMEN, STAY DRY DAY & NIGHT. "Desert-Dri" Confies protect against dribbling, uncontrolled wetting, vaginal drip. Contour-designed, invisible even under tight-fitting garb. Washable, snap-in, Trilateral protective liner stays dry, comfortable around the clock as moisture passes thru to bottom layers. Confies with Liner, Antiseptic Deodorant & Healing Cream, \$4.95. Replacement Liners, \$2.95. Waist 20"-44". Internat'l Convalescent Aids, Dept. A-986, 14 E. 38 St., N.Y. 10016.




OPEN A NEW WORLD OF HOME DECORATION with this booklet. Did you know there are new wallcoverings which are prepasted, pre-trimmed, easily hung and easily removed (strippable)? That there are even new washable vinyls . . . even washable flocks? That there are tricks which make rooms look larger or smaller? That you can add new beauty to any room in your home easily and inexpensively? That you can do it yourself? Send 25c for this colorful 32-page booklet to learn how. United De Soto, Box 9374C, St. Paul, Minnesota 55177.



KNIT A SWEATER IN A DAY! Now even a beginner can do it with this amazing new knitter. Knit any size, pattern, or stitch: Argyle, Cable, etc. It can't drop a stitch; equalized tension assures uniform stitching. Automatic counting. You can't go wrong . . . Sweaters, Suits, Scarves, all have that professional look. Try it for 10 days—if not completely thrilled and delighted, then return for your money back. Only \$4.98 complete with step-by-step picture instruction book and patterns. A wonderful gift. Two Sets \$9. Offer may not be repeated. Order by mail from Research Products Co., Dept. WB-2, 54 W. Park Place, Stamford, Conn.



IF YOU CAN'T LEAVE HOME to work earn big money interior decorating & custom drapery making in spare time, at home. We show you how, step-by-step. No experience necessary, no outside classes. Fill big demand for decorated home interiors. Luxurious drapes, bedspread ensembles, slip-covers! Fabrics wholesale! Save on own drapes! Write today for free decorating-drapery book. Custom Drapery Institute, Box 555-BT, Orange, Cal. 92669.



PLAY SOLITAIRE ANYWHERE, ANYTIME. Convenient, efficient, and lightweight solitaire board holds your cards upright on lap, bed tray or table. Board is made of Styrofoam and measures 18" x 1" thick. Has upright slots to hold the cards. Wonderful gift for travelers, shut-ins, or anyone who loves to play cards. Comes with 150-Game solitaire instruction book. Only \$2.98. Westwood Manor, 4325 Westway Avenue, Racine, Wisc. 53405.




LEARN UPHOLSTERY AT HOME. Fascinating home course. Upholster sofas, chairs, footstools; make glamorous drapes, slipcovers. Exciting new methods, all styles including fabulous new Naugahydes. Free special tools. Creative upholstery is light, easy, clean. Make wonderful spare time income; qualify for a high paying job. Earn as you learn. Free fascinating career book. Send today! Modern Upholstery Institute, Box 899-AMR, Orange, Calif. 92669.



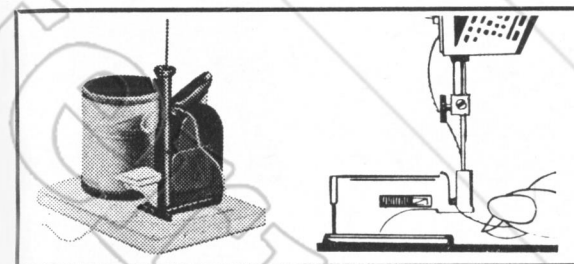
CROCHET PATTERN—#225. A lovely pattern for chair-set and coffee-table doily, a very easy set to make, and has many possibilities, because it can be made in any size thread, also a long pictorial list of other patterns come with it. Start gifts now for Christmas 68, you will be glad, for a stitch in time, relieves the mind . . . Price of #225, 40c U.S. coin only. D. Gilmer, 14581 Jefferson Street, Midway City, California 92655.



LOOK 10 YEARS YOUNGER! . . . Amazing New cosmetic "Face-Lift" cream works in just 3 minutes to last all day . . . Wrinkles and Puffs under-eyes smooth away like magic! Used by thousands of women world-wide to look younger. Worn with or without makeup to keep the face firm. Men use it too, it's so invisible! Only \$3.50 for 3 month supply. Send cash, check or money order. No C.O.D.'s. Guaranteed by: Formulex Labs, Dept. WB, Box 6508, Houston, Tex. 77005.



DOLL ACCESSORIES—UNUSUAL \$1.00 OFFER. Assortment of beautifully detailed items that fit all 11½" Hi-Fashion Dolls. Gloves, shoes, hatband, panties, 6 hangers, skates, purse, fan, camera, radio, banjo,—plus large catalog featuring undressed dolls, faces, sewing supplies, trimmings, laces, zippers, and many more hard-to-find items—all for \$1.00 ppd. Or send for free catalog. Standard Doll Co., Dept. W28, 23-83 31 St., L.I.C., New York 11105.



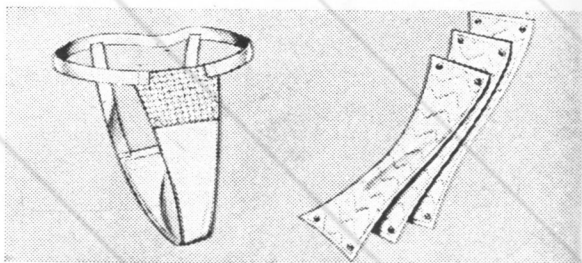
AUTOMATIC NEEDLE THREADING MACHINES! 1) For hand sewing. 2) For sewing machines. Save time, eyesight — thread all needles automatically. These quality threaders retail for \$1.00 each, yet you buy either or combination of both at low wholesale prices: 2 samples only \$1.00; 1 doz. \$4.80; 3 doz. \$13.20; 12 doz. \$39.80. Ideal for fund raising, gifts, prizes. Northern Co.; Rm. W-28; 2502 Pratt Ave.; Chicago, Ill. 60645. Free Catalog on 55 fund-raising items.



SPECIAL INTRODUCTORY OFFER on America's foremost gardening magazine—Flower and Garden. Now, for a limited time, you can get 16 issues of this beautiful, practical magazine for only \$2.00. That's half price! You'll receive the edition written exclusively for your area. Down-to-earth articles show you how to have gorgeous flowers, fruit, lawn and vegetables. Send only \$2.00 for 16 issues to Flower and Garden, Dept. 1024, 4251 Pennsylvania, K. C., Mo. 64111.



MORTON'S REMODELS YOUR OLD FUR into New Beautiful style, only \$27.95. Includes new lining, interlining, monogram, cleaning, glazing. Morton's is World's Largest Fur Restyling Specialist. 45 Styles — all \$27.95. Work Guaranteed no matter how old your fur. Praised by Glamour, Vogue, etc. Send no money! Just mail old fur; state dress size. Pay postman plus postage on arrival. Or write for New Free Style Book. Morton's, Dept. 97-B, Washington, D. C. 20004.



KEEP DRY THE FEMINE WAY. Stop the embarrassment of wet garments and bedding with PiPeer Female-Dri. Nothing else like it. High quality narrow elastic belt, wet-proof pad holder. Soft, absorbent reusable cotton pad snaps in—removes easily for laundering. Invisible under clothing. \$5.95 plus 25c postage includes 3 snap-in absorbent pads. Comes in plain envelope. Send waist measure. Piper Brace, Dept. WK-28F, 811 Wyandotte, Kansas City, Mo. 64105.

Moving?
Ask your mail carrier for a change of address card, FORM 3578. Also send label from your latest copy along with new address. Allow 8 weeks for change.

The WORKBASKET
4251 Pennsylvania,
Kansas City, Mo. 64111

EYEGGLASS COMFY GRIP

No More Eyeglass Marks... No Slip... New Comfort

100 Pads for **\$1.00** Plus 15c postage.
2 sets for \$2 ppd.

Foam-soft cushions stop eyeglass slip and slide, protect skin against irritation. Inconspicuous, applied in seconds. Ideal for sportsmen, golfers. 100 cushions for nose and ears. Money-back guarantee. Send check or M.O.; no C.O.D.'s.

BARCLAY, Dept. 86-B
170-30 Jamaica Ave., Jamaica, New York 11432




This form is adjusted to make a slim junior size.

Miracle Stretch Dress Form* makes dressmaking easy!

Just S.T.R.E.T.C.H and the form is you!

No matter what size you are—what type of figure you have—high bust or low, more separation or less, long waist or short, full hips or flat, wide shoulders or narrow—new Acme MIRACLE FORM S-T-R-E-T-C-H-E-S from the outside until your shape is duplicated line for line, curve for curve. Due to ingenious construction, in no time at all... less than a minute—you have your exact double—ready to work on.

ONLY \$4.95 brings it to you



The same form is adjusted to make a large woman's size.

(*patent pending)

Guarantee If you are not positively thrilled with the results, if you are not completely delighted and thoroughly satisfied with your new form, return it to us for an immediate refund.

Order today—enjoy!

"NO RISK" OFFER! USE MIRACLE STRETCH FREE FOR 30 DAYS!

Acme Dress Form Co., Dept. WB-63
380 Throop Ave., Brooklyn, N.Y. 11221

Please rush my Acme MIRACLE S-T-R-E-T-C-H DRESS FORM! I enclose deposit of \$4.95 in check or money order. I understand that I may use for 30 full days—make as many outfits as I please! If I am not absolutely delighted, I may return form for full and immediate refund. Otherwise, I agree to pay \$4.00 for 5 months until full payment of \$24.95 is made. (We pay shipping charges.)

Name _____

Address _____


City _____ State _____ Zip _____

Check here for FREE illustrated booklet

Unbelievably simple—create your own perfect-fitting custom clothes! Sewing can be such fun. It saves you money, too. For surprisingly little, you can be *best dressed*, always in fashion with your own creations. We guarantee that no other dress form in the world can be adjusted with such speed, such ease, such accuracy as the new Acme Miracle S-T-R-E-T-C-H Dress Form. Why, it even gains or loses inches as you do! And now—you can also make your whole family's clothes—all on the same form. Truly amazing!

Comes completely assembled with colorful durable jersey cover! Miracle S-T-R-E-T-C-H comes ready for immediate use. Just take it out of the shipping carton! There are no gadgets to get in your way—no fumbling for screws—no guessing. Just S-T-R-E-T-C-H, and the form is you. It even locks automatically—and stays that way until you get ready to change it. Constructed to last a lifetime. Swivels completely around for fast viewing, lowers to half-size for easy storage.

Free 30-day home trial! Try the new Acme Miracle S-T-R-E-T-C-H Dress Form in your own home. Make a new dress, or alter an old one.



Quilting is a "Big Ticket" money-maker

To many people, quilting is an enviable art and they pay handsomely for finished pieces, large and small. Coverlets, pillows, wall hangings, chair sets, footstools . . . all are popular, profitable quilted items for fund raising projects.

Quilting is not difficult. It may be learned quite quickly. Try it.

It is especially simple when you use Mountain Mist® Cotton or Dacron* roll-type filler. With its soft, pliable Glazene™ finish, Mountain Mist won't stretch or get lumpy. Its even thickness makes needling easy so the

work goes faster, is not tiring. For a traditional fluffy quilted piece, use the Cotton. For a more downy puff, use Dacron. Both handle beautifully.

SEND FOR FREE BOOKLET "How to Raise Money by Quilting" which also contains points for judging a quilt show plus other quilting ideas.

*Du Pont trademark

Write . . .

THE STEARNS & FOSTER COMPANY
Studio Dept. 401 • Cincinnati, Ohio 45215