

Ruffled Doilies





Ruffled Doilies

The vogue for ruffles has taken hold of the imagination of American women . . . their feminine love of daintiness has been captivated by these airy-fairy doilies. Nothing can add more to the gaiety of a room than wisps of frothy lace . . . and here are cascades of frills and ruffles to delight your beauty-loving heart. For cobweb delicacy combined with durability, use J. & P. COATS or CLARK'S O.N.T. Best Six Cord Mercerized Crochet.

Rose Ruffle - - - - - No. D-130 →

MATERIALS: J. & P. COATS OR CLARK'S O.N.T. BEST SIX CORD MERCERIZED CROCHET, *Size 30*: **Small Ball:** J. & P. COATS—5 balls of *White or Ecru*, or 7 balls of *any color*, or CLARK'S O.N.T.—8 balls of *White or Ecru*, or 10 balls of *any color*. **Big Ball:** J. & P. COATS—3 balls of *White, Ecru or Cream* . . . *Steel Crochet Hook No. 10.*

Doily measures 18 inches in diameter

Starting at center, ch 10. Join with sl st to form ring. **1st rnd:** 12 sc in ring. Sl st in first sc. **2nd rnd:** Ch 3, holding back on hook the last loop of each dc make 2 dc in same place as sl st, thread over and draw through all loops on hook (cluster made), * ch 3, make a 3-dc cluster in next sc. Repeat from * around. Join last ch-3 with sl st to tip of first cluster. **3rd rnd:** 5 sc in each sp around. Join. **4th rnd:** Sl st in next 3 sc, ch 3, make a 2-dc cluster in same place as last sl st, * ch 5, make a 3-dc cluster in center sc of next 5-sc group. Repeat from * around. Join. **5th rnd:** 7 sc in each loop around. Join. **6th rnd:** Sl st to center sc of first 7-sc group, ch 3 and complete a cluster as before, * ch 8, make a 3-dc cluster in center sc of next 7-sc group. Repeat from * around. Join. **7th rnd:** Ch 3, 13 dc in each loop around. Sl st in first dc (156 dc in the rnd). **8th rnd:** Ch 3 and complete a cluster as before, * ch 3, skip 3 dc, cluster in next dc. Repeat from * around. Join. **9th rnd:** 5 sc in each sp around. Join. **10th rnd:** Sl st to center sc of first 5-sc group, ch 3 and complete cluster as before in same place as last sl st, * ch 5, cluster in center sc of next 5-sc group. Repeat from * around. Join. **11th rnd:** 7 sc in each loop around. Join.

12th rnd: Sl st to center sc of first 7-sc group, ch 3 and complete cluster in same place as last sl st, * ch 7, cluster in center sc of next 7-sc group. Repeat from * around. Join. **13th rnd:** 9 sc in each loop around. Join. **14th rnd:** Sl st to center sc of first 9-sc

group, ch 3 and complete cluster as before, * ch 7, cluster in center sc of next 9-sc group. Repeat from * around. Join. **15th rnd:** 9 sc in each loop around. Join. **16th rnd:** Ch 3 and complete cluster as before, * ch 4, cluster in center sc of next 9-sc group, ch 4, cluster in the sc over next cluster on 14th rnd. Repeat from * around. Join. **17th rnd:** Ch 3, make 6 dc in each sp around (468 dc). Sl st in first dc. **18th rnd:** Sc in same place as sl st, * ch 7, skip 4 dc, dc in next dc, (ch 3, skip next 3 dc, dc in next dc) 12 times; ch 7, skip 4 dc, sc in next dc. Repeat from * 3 more times; ** ch 7, skip 4 dc, dc in next dc, (ch 3, skip 3 dc, dc in next dc) 12 times; ch 7, skip 4 dc, sc in next 2 dc. Repeat from ** across remainder of rnd. Join. **19th rnd:** Sl st to center of next loop, sc in same loop, ch 7, sc in next loop, ch 7, dc in next loop, * (ch 3, dc in next loop) 9 times; (ch 7, sc in next loop) 4 times; ch 7, dc in next loop. Repeat from * around. Join. **20th rnd:** Sl st to center of next loop, sc in same loop, (ch 7, sc in next loop) twice; * ch 7, dc in next sp, (ch 3, dc in next sp) 6 times; (ch 7, sc in next loop) 7 times. Repeat from * around. Join. **21st rnd:** Sl st to center of next loop, sc in same loop, (ch 7, sc in next loop) 4 times; * ch 7, skip next dc, cluster in next dc, ch 7, skip next dc, sc in next sp, (ch 7, sc in next loop) 11 times. Repeat from * around. Join.


22nd rnd: Sl st to center of next loop, sc in same loop, (ch 7, sc in next loop) 3 times; * ch 7, cluster in next loop, ch 5, cluster in next loop, (ch 7, sc in next loop) 11 times. Repeat from * around. Join. **23rd rnd:** Sl st to center of next loop, sc in same loop, (ch 7, sc in next loop) twice; * ch 7, cluster in next loop, (ch 5, cluster in next loop) twice; (ch 7, sc in next loop) 10 times. Repeat from * around. Join. **24th rnd:** Sl st to center of next loop, sc in same loop, ch 7, sc in next loop, * ch 7, cluster in next loop, (ch 5, cluster in next loop) 3 times; (ch 7, sc in next loop) 9 times. Repeat

from * around. Join. **25th rnd:** Sl st to center of next loop, sc in same loop, * ch 7, cluster in next loop, (ch 5, cluster in next loop) 4 times; (ch 7, sc in next loop) 8 times. Repeat from * around, ending with ch 3, tr in first sc. **26th rnd:** * Ch 7, cluster in next loop, (ch 5, cluster in next loop) 5 times; (ch 7, sc in next loop) 7 times. Repeat from * around, ending with ch 3, tr in tr. **27th rnd:** * Ch 7, cluster in next loop, (ch 5, cluster in next loop) 6 times; (ch 7, sc in next loop) 6 times. Repeat from * around, ending with ch 3, tr in tr. **28th rnd:** * (Ch 7, cluster in next loop) 8 times; (ch 7, sc in next loop) 5 times. Repeat from * around, ending with ch 3, tr in tr. **29th and 30th rnds:** * Ch 7, sc in next loop. Repeat from * around, ending with ch 3, tr in tr. **31st rnd:** * Ch 5, in next loop make sc, ch 5 and sc. Repeat from * around, ending with sc in last loop, ch 2, dc in tr. **32nd rnd:** * Ch 5, sc in next loop. Repeat from * around. Join last ch-5 with sl st in dc.

OUTER RUFFLE . . . 1st rnd: Ch 5, sc in next loop, * (ch 5, sc in same loop) twice; ch 5, sc in next loop. Repeat from * around. Join. **2nd to 5th rnds incl:** Sl st to center of next loop, ch 8, * dc in next loop, ch 5. Repeat from * around. Join last ch-5 with sl st to 3rd st of starting chain. **6th to 10th rnds incl:** Repeat 5th rnd, having ch-9 starting chain and ch-6 loops on 6th rnd, ch-10 starting chain and ch-7 loops on 7th rnd, ch-11 starting chain and ch-8 loops on 8th rnd, ch-12 starting chain and ch-9 loops on 9th rnd and ch-13 starting chain and ch-10 loops on 10th rnd. Break off.

INNER RUFFLE . . . 1st rnd: Attach thread to any dc on the solid dc rnd (17th rnd), sc in same dc, * ch 5, skip 1 dc, sc in next dc. Repeat from * around. Join. **2nd to 7th rnds incl:** Work exactly as for 2nd to 7th rnds incl of Outer Ruffle. Break off. Starch lightly and press.





Full Bloom - - - - - No. D-139

MATERIALS: J. & P. COATS OR CLARK'S O.N.T. BEST SIX CORD MERCERIZED CROCHET, Size 30: **Small Ball:** J. & P. COATS—2 balls of White, Ecru or any color, or CLARK'S O.N.T.—3 balls of White or Ecru, or 4 balls of any color . . . Steel Crochet Hook No. 10.

Doily measures 9½ inches in diameter

Starting at center, ch 12. Join with sl st to form ring. **1st rnd:** Ch 4, 39 tr in ring. Sl st in top of starting chain. **2nd rnd:** Ch 5, * tr in next tr, ch 1. Repeat from * around. Sl st in 4th ch of ch-5. **3rd rnd:** Sl st in next sp, sc in same sp, * ch 5, sc in next sp. Repeat from * around, ending with ch 2, dc in first sc. **4th rnd:** * Ch 7, skip next loop, sc in next loop, (ch 5, sc in next loop) twice. Repeat from * around, ending with ch 2, dc in dc. **5th rnd:** * Ch 3, in next loop make 3 tr, ch 7 and 3 tr; ch 3, sc in next loop, ch 5, sc in next loop. Repeat from * around,

ending with dc in dc. **6th rnd:** Ch 4, * 15 tr in next ch-7 loop, skip next ch-3 sp, tr in next ch-5 loop. Repeat from * around. Join last tr to top of ch-4. **7th rnd:** Sl st in next tr, sc in same place, * (ch 5, skip next tr, sc in next tr) 6 times; ch 3, skip 1 tr of the next 15-tr group, sc in next tr. Repeat from * around. Join last ch-3 to first sc. **8th rnd:** Sl st to center of next loop, sc in same loop, * (ch 5, sc in next loop) 5 times; ch 3, skip next ch-3, sc in next ch-5 loop. Repeat from * around. Join. **9th rnd:** Sl st to center of next loop, sc in same loop, * (ch 5, sc in next loop) 4 times; ch 5, skip next ch-3, sc in next ch-5 loop. Repeat from * around. Join.

10th rnd: Sl st to center of next loop, sc in same loop, * ch 5, sc in next loop. Repeat from * around. Join. **11th rnd:** Sl st to center of next loop, sc in same loop, * (ch 5, sc in next loop) twice; ch 6, 2 sc in next loop, sc in next sc, 2 sc in next loop, ch 6, sc in next ch-5 loop. Repeat from * around. Join. **12th rnd:** Sl st to center of

next loop, sc in same loop, * ch 5, sc in next loop, ch 7, 2 sc in next loop, sc in next 5 sc, 2 sc in next loop, ch 7, sc in next loop. Repeat from * around. Join. **13th rnd:** Sl st in next loop, sc in same loop, * (ch 7, sc in same loop) 3 times; ch 7, 3 sc in next loop, sc in next 9 sc, 3 sc in next loop, ch 7, sc in next ch-5 loop. Repeat from * around. Join. **14th rnd:** Sl st to center of next loop, sc in same loop, * ch 5, sc in same loop, (ch 1, in next loop make sc, ch 5 and sc) twice; ch 7, sc in next loop, ch 5, skip next sc, holding back on hook the last loop of each tr make tr in next sc, skip 2 sc, tr in next sc, (skip 1 sc, tr in next sc) 3 times; skip 2 sc, tr in next sc, thread over and draw through all loops on hook (cluster made), ch 5, sc in next loop, ch 7, sc in next loop. Repeat from * around, ending with ch 3, tr in first sc. **15th rnd:** Ch 13, * skip next ch-5 loop, sc in next ch-5 loop, ch 10, dc in next ch-7 loop, ch 10, thread over, (insert hook in next loop and draw loop through) twice (4 loops

Continued on page 14

Zephyr - - - - - No. D-135


MATERIALS: J. & P. COATS OR CLARK'S O.N.T. BEST SIX CORD MERCERIZED CROCHET, Size 30: **Small Ball:** J. & P. COATS—3 balls of White or Ecru, or 4 balls of any color, or CLARK'S O.N.T.—5 balls of White or Ecru, or 7 balls of any color . . . Steel Crochet Hook No. 10.

Doily measures 18 inches in diameter

Starting at center, ch 12. Join with sl st to form ring. **1st rnd:** Ch 3, 23 dc in ring. Join to top of ch-3. **2nd rnd:** Sc in same place as sl st, sc in each dc around. Join. **3rd rnd:** Ch 6, tr tr in same place as sl st, * ch 5, skip next sc,

2 tr tr in next sc. Repeat from * around. Join. **4th rnd:** Sc between starting chain and next tr tr, * in next sp make half dc, 2 dc, 3 tr, 2 dc and half dc (petal); sc between next 2 tr tr. Repeat from * around. Join. **5th rnd:** Sl st in next 2 sts, ch 11, * skip 4 sts, tr tr in next st, ch 5, skip 2 sts on next petal, tr tr in next st, ch 5. Repeat from * around. Join to 6th ch of ch-11. **6th rnd:** Sc in same place as sl st, * ch 9, sc in next tr tr. Repeat from * around, ending with ch 4, d tr in first sc. **7th rnd:** * Ch 10, sc in next loop. Repeat from * around, ending with ch 5, d tr in d tr. **8th rnd:** Ch 9, * holding back on hook the last loop

of each tr tr make 4 tr tr in 6th ch from hook, thread over and draw through all loops on hook (cluster made), in 5th ch of next loop make 5-tr tr cluster, ch 6; make 4-tr tr cluster in 6th ch from hook, dc in next loop, ch 9, sc in next loop, ch 9, dc in next loop, ch 6. Repeat from * around. Join last ch-9 to 3rd st of starting chain. **9th rnd:** Ch 8, cluster in tip of center cluster of next 3-cluster group, * (ch 8, cluster in same place) twice; long tr (thread over hook 5 times) in next dc, (ch 6, tr tr in next loop) twice; ch 6, long tr in next dc, cluster in tip of center cluster of next cluster-
Continued on page 14



MATERIALS: J. & P. COATS OR CLARK'S O.N.T. BEST SIX CORD MERCERIZED CROCHET, Size 20: **Small Ball:** J. & P. COATS—10 balls of White or Ecreu, or CLARK'S O.N.T.—15 balls of White or Ecreu . . . Steel Crochet Hook No. 9.

Oval Doily measures 16 x 20 inches; Each small doily measures 10 inches in diameter

OVAL DOILY—First Motif . . . Starting at center, ch 8. Join with sl st to form ring. **1st rnd:** Ch 5, (dc in ring, ch 2) 11 times. Join last ch-2 with sl st in 3rd st of starting chain. **2nd rnd:** Ch 4, * 3 tr in next sp, tr in next dc. Repeat from * around, ending with 3 tr in last sp. Join with sl st to top of ch-4. **3rd rnd:** Ch 1, sc in same place as sl st, * ch 5, skip next tr, sc in next tr. Repeat from * around, ending with ch 2, dc in first sc made. **4th rnd:** * Ch 5, sc in next loop. Repeat from * around, ending with ch 2, dc in dc. **5th rnd:** * Ch 10, skip 1 loop, sc in next loop. Repeat from * around, joining last ch-10 with sl st in dc. **6th rnd:** In each ch-10 loop make 6 sc, ch 5 and 6 sc. **7th rnd:** Sl st in next 6 sc, sl st in next loop, ch 4 (to count as tr), holding back on hook the last loop of each tr make 2 tr in same loop, thread over and draw through all loops on hook (cluster made), * (ch 7, make a 3-tr cluster

in same loop) twice; 3-tr cluster in next loop. Repeat from * around, joining last cluster with sl st in tip of first cluster. **8th rnd:** Sl st in next 3 ch, ch 1, sc in same loop, * ch 10, sc in next loop. Repeat from * around, joining last ch-10 with sl st in first sc made. Break off.

SECOND MOTIF . . . Work as for First Motif until 7th rnd is completed. **8th rnd:** Sl st in next 3 ch, ch 1, sc in same loop, (ch 5, sc in corresponding loop on First Motif, ch 5, sc in next loop on Second Motif) 3 times and complete as for First Motif.

THIRD MOTIF . . . Work as for First Motif until 7th rnd is completed. **8th rnd:** Sl st in next 3 ch, ch 1, sc in same loop, ch 5, sc in 3rd loop preceding joining on First Motif, ch 5, sc in next loop on Third Motif, (ch 5, sc in next loop on First Motif, ch 5, sc in next loop on Third Motif) twice; (ch 5, sc in next free loop on Second Motif, ch 5, sc in next loop on Third Motif) 3 times and complete rnd as for First Motif.

FOURTH MOTIF . . . Work as for First Motif, joining 3 loops of this motif to Second and Third Motifs as before.

Now work all around outer edges of motifs as follows: **1st rnd:** Skip first free loop following any joining, attach


thread to next loop, sc in same place, * ch 10, sc in next loop. Repeat from * around, skipping the loop immediately preceding and the loop immediately following each joining. Join last ch-10 with sl st to first sc. **2nd and 3rd rnds:** Sl st to center of next loop, sc in same loop, * ch 10, sc in next loop. Repeat from * around, skipping the loop directly above each joining.

RUFFLE . . . 1st rnd: Make 10 sc in each loop around. Sl st in first sc. **2nd rnd:** Ch 1, sc in same place as sl st, * ch 5, sc in next sc. Repeat from * around. Join last ch-5 with sl st to first sc. **3rd rnd:** Sl st to center of next loop, sc in same loop, * ch 5, sc in next loop. Repeat from * around. **Join. 4th to 11th rnds incl:** Repeat 3rd rnd, making ch-6 loops on 4th, 5th and 6th rnds and having 1 more ch on loops of each following rnd. Break off.

SMALL DOILY . . . Make motif as for Oval Doily. Do not break off but work all around outer edges as follows: **1st rnd:** Sl st to center of next loop, sc in same loop, * ch 10, sc in next loop. Repeat from * around. **Join. 2nd and 3rd rnds:** Make ch-10 loops around.

RUFFLE . . . Work as for Ruffle of Oval Doily. Starch lightly and press.





Fancy Free - - - - - *No. D-138*

MATERIALS: J. & P. COATS OR CLARK'S O.N.T. BEST SIX CORD MERCERIZED CROCHET, Size 30: **Small Ball:** J. & P. COATS—3 balls of White, Ecru or any color, or CLARK'S O.N.T.—4 balls of White or Ecru, or 5 balls of any color . . . Steel Crochet Hook No. 10.

Doily measures 12 inches square (including ruffle)


GAUGE: 5 sps make 1 inch; 5 rows make 1 inch.

Starting at bottom of chart, make a chain 10 inches long (15 ch sts to 1 inch). **1st row:** Dc in 8th ch from hook (sp made), * ch 2, skip 2 ch, dc in next ch (another sp made). Repeat from * across, until 41 sps in all are made. Cut off remaining chain. Ch 5, turn. **2nd row:** Skip first dc, dc in next dc (sp made over sp), ch 2, dc in next dc (another sp made over sp), make 12 more sps, 2 dc in next sp,

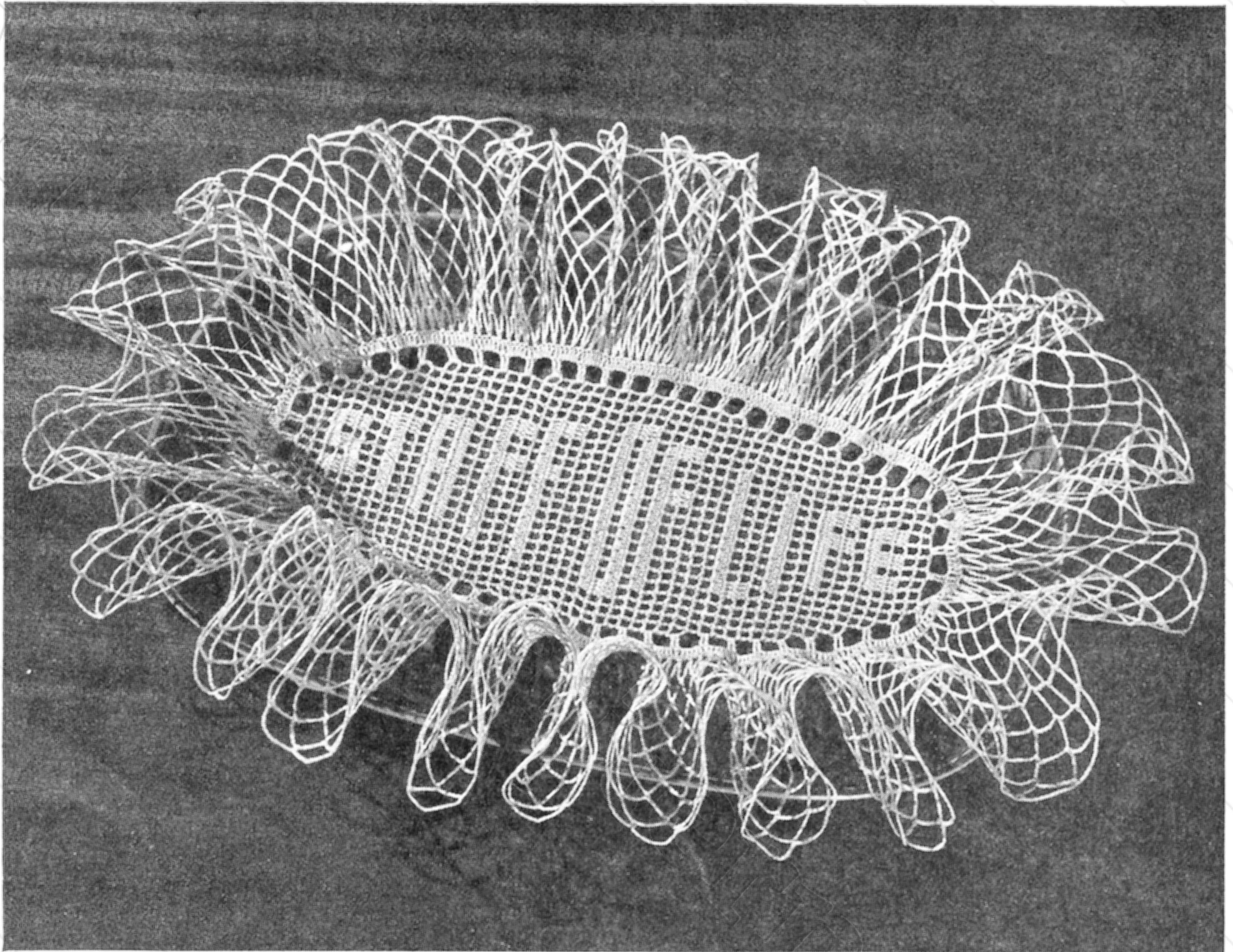
dc in next dc (bl made over sp), make 2 more bls, 7 sps, 3 bls, 14 sps. Ch 5, turn. **3rd row:** 13 sps, 1 bl, dc in next 3 dc (bl made over bl), make 3 more bls, 5 sps, 5 bls, 13 sps. Ch 5, turn. **4th row:** 12 sps, 3 bls, ch 2, skip 2 dc, dc in next dc (sp made over bl), 3 bls, 3 sps, 3 bls, 1 sp, 3 bls, 12 sps. Ch 5, turn.

Starting with the 5th row follow chart to top. Do not break off but work all around as follows:

RUFFLE . . . 1st rnd: Sc closely around. Join. **2nd rnd:** Sc in same place as sl st, * ch 5, skip 1 sc, sc in next sc. Repeat from * around, ending with ch 5, sl st in first sc. **3rd rnd:** Sl st to center of next loop, sc in same loop, * ch 6, sc in next loop. Repeat from * around. Join. **4th to 13th rnds incl:** Repeat 3rd rnd, having 1 additional ch on loops of each rnd. Break off at end of 13th rnd. Starch lightly and press.



START HERE



Staff of Life - - - - - No. D-140

MATERIALS: J. & P. COATS OR CLARK'S O.N.T. BEST SIX CORD MERCERIZED CROCHET, Size 30, 2 balls . . . Steel Crochet Hook No. 10.

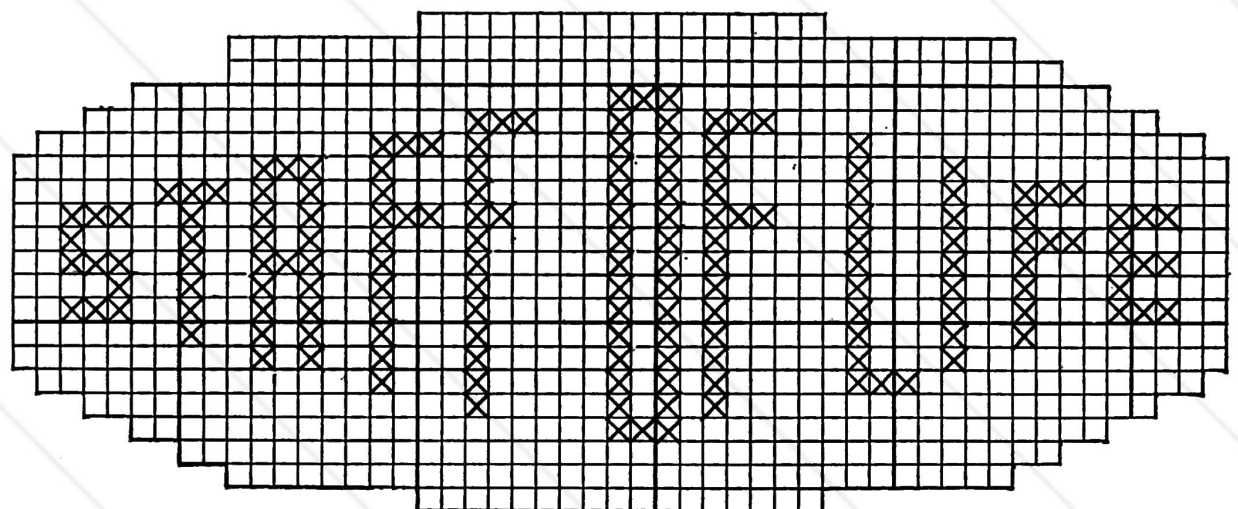
Doily measures 9½ x 13½ inches

GAUGE: 5 sps make 1 inch; 5 rows make 1 inch.

Starting at left side of chart, ch 32.
1st row: Dc in 8th ch from hook (sp made), * ch 2, skip 2 ch, dc in next ch (another sp made). Repeat from * across (9 sps in all). Ch 7, turn.
2nd row: Dc in next dc (sp increased), * ch 2, skip 2 ch, dc in next dc (sp made over sp). Repeat from * across, ending with ch 2, skip 2 ch of turning chain, dc in next ch, ch 5, dc in same place as last dc (another sp increased). Turn.
3rd row: Sl st in next 3 ch, ch 5, dc in next dc, 2 more sps, 2 dc in next sp, dc in next dc (bl made), 1 sp, 3 bls, 3 sps. Ch 7, turn.
4th row: Inc 1 sp, make 3 more sps, dc in next 3 dc (bl made over bl), ch 2, skip 2 dc, dc in next dc (sp made

over bl), 1 bl, 1 sp, 1 bl, 3 sps, inc 1 sp. Turn.
5th row: Sl st in next 3 ch, ch 5 and follow chart across. Continue following chart until 34 rows are completed.
35th row: Sl st in next 2 ch and in next dc (1 sp decreased), ch 5, and follow chart across to within last sp (another sp decreased). Ch 5, turn. Now follow chart to end. Do not break off at end of last row, but work in rnds along outer edges as follows:
1st rnd: Ch 4, turn, tr in same place, ch 4, 2 tr in same place, ch 4, skip 2 sps, 2 tr in next sp, ch 4, skip 1 sp, 2 tr in next

sp, ch 4, in corner st of end-sp make 2 tr, ch 4 and 2 tr; ch 4, 2 tr in next sp, * ch 4, skip 1 sp, 2 tr in next sp. Repeat from * around, working over other end of doily to correspond. Join to 4th st of ch-4 first made.
2nd rnd: Ch 3 (to count as dc), dc in each ch and each tr around. Join. Hereafter do not join rnds.
3rd rnd: * Ch 11, skip 1 dc, sc in next dc. Repeat from * around.
4th to 12th rnds incl: * Ch 11, sc in next loop. Repeat from * around. Break off at end of 12th rnd. Starch lightly and press.




MATERIALS: J. & P. COATS OR CLARK'S O.N.T. BEST SIX CORD MERCERIZED CROCHET, *Size 30*: **Small Ball:** J. & P. COATS—6 balls of *White* or *Ecru*, or 8 balls of any color, or CLARK'S O.N.T.—8 balls of *White* or *Ecru*, or 11 balls of any color. **Big Ball:** J. & P. COATS—3 balls of *White*, *Ecru* or *Cream* . . . *Steel Crochet Hook No. 10*.

Doily measures 21 inches in diameter

Starting at center, ch 8. Join with sl st to form ring. **1st rnd:** Ch 1, 13 sc in ring. Sl st in first sc. **2nd rnd:** Sc in same place as sl st, * ch 3, sc in next sc. Repeat from * around, ending with ch 3, sl st in first sc (13 loops). **3rd and 4th rnds:** Sl st in next ch, sc in

same loop, * ch 3, sc in next loop. Repeat from * around. Join. **5th rnd:** Sl st in next ch, sc in same loop, * ch 4, sc in next loop. Repeat from * around. Join. **6th rnd:** Sl st in next 2 ch, sc in same loop, * ch 5, sc in next loop. Repeat from * around. Join. **7th rnd:** Sl st in next 2 ch, sl st in same loop, ch 6, dc in same loop, * ch 3, in next loop make dc, ch 3 and dc. Repeat from * around. Join last ch 3 to 3rd ch of ch-6. **8th and 9th rnds:** Sl st in next ch, sc in same loop, * ch 5, sc in next loop. Repeat from * around. Join. **10th rnd:** Sl st in next 2 ch, sc in same loop, * ch 6, sc in next loop. Repeat from * around. Join. **11th rnd:** Sl st in next 2 ch, sl st in same loop, ch 10, * dc in next loop, ch 7. Repeat from * around. Join last ch 7 to 3rd ch of ch-10. **12th rnd:**

Sl st in next 2 ch, sc in same loop, ch 5, sc in same loop, * ch 5, in next loop make sc, ch 5 and sc. Repeat from * around. Join. **13th rnd:** Sl st to center of next loop, sc in same loop, ch 11, * skip next loop, dc in next loop, ch 8. Repeat from * around. Join. **14th rnd:** Sl st in next ch, sc in same loop, ch 7, sc in same loop, * ch 7, in next loop make sc, ch 7 and sc. Repeat from * around. Join. **15th and 16th rnds:** Sl st to center of next loop, sc in same loop, * ch 7, sc in next loop. Repeat from * around. Join. **17th rnd:** Sl st in next 3 ch, sl st in same loop, ch 8, * dc in next loop, ch 5. Repeat from * around. Join last ch 5 with sl st to 3rd ch of ch-8. **18th rnd:** Sl st in next ch, sc in same loop, ch 5, sc in same loop, * ch 5, in next loop make
Continued on page 14



Easter Lily - - - - - No. D-137

MATERIALS: J. & P. COATS OR CLARK'S O.N.T. BEST SIX CORD MERCERIZED CROCHET, Size 30: **Small Ball:** J. & P. COATS—3 balls of White or Ecru, or 4 balls of any color, or CLARK'S O.N.T.—5 balls of White or Ecru, or 6 balls of any color . . . Steel Crochet Hook No. 10.


Doily measures 14 inches in diameter

Starting at center, ch 10. Join with sl st to form ring. **1st rnd:** Ch 3, 2 dc in ring, (ch 3, 3 dc in ring) 7 times; ch 3, sl st in 3rd ch of ch-3. **2nd rnd:** Ch 3, dc in next 2 dc, * in next sp make dc, ch 3 and dc; dc in next 3 dc. Repeat from * around, ending with dc, ch 3 and dc in last sp. Sl st in top of starting chain. **3rd rnd:** Ch 3, * in next dc make dc, ch 5 and dc; dc in next 2 dc, in next sp make dc, ch 3 and dc; dc in next 2 dc. Repeat from * around. Join. **4th rnd:** Sl st in next 3 dc and in next 2 ch, sc in same loop,

* ch 5, holding back on hook the last loop of each tr make 2 tr in next sp, thread over and draw through all loops on hook (cluster made), ch 5, cluster in same place, ch 5, sc in next loop. Repeat from * around. Join. **5th rnd:** Sl st in next 5 ch, sl st in tip of next cluster, ch 4, tr in same place, * ch 3, in next sp make cluster, ch 5 and cluster; ch 3, cluster in tip of next cluster, ch 5, cluster in tip of next cluster. Repeat from * around. Join. **6th rnd:** Ch 4, tr in same place, cluster in tip of next cluster, * ch 5, (cluster in tip of next cluster) twice; ch 5, tr in next sp, ch 5, (cluster in tip of next cluster) twice. Repeat from * around. Join. **7th rnd:** Sl st in next cluster, ch 4, tr in same place, skip next cluster, cluster in tip of next cluster, * ch 3, tr in next sp, ch 5, 5 tr in next tr, ch 5, tr in next sp, ch 3, (skip next cluster, tr in tip of next cluster) twice. Repeat from * around. Join.

8th rnd: Sl st in next 3 ch, sl st in next tr, ch 7, * 2 tr in next tr, tr in next 3 tr, 2 tr in next tr, ch 3, tr in next tr, ch 3, thread over twice; (insert hook in next sp and draw loop through) twice and complete as for a tr; ch 3, tr in next tr, ch 3. Repeat from * around. Join. **9th rnd:** Ch 4, * 2 tr in next tr, tr in next 2 tr, in next tr make tr, ch 10 and tr; tr in next 2 tr, 2 tr in next tr, tr in next tr, (ch 5, tr in next tr) twice. Repeat from * around. **10th rnd:** Sl st in next tr, ch 4, tr in same tr, * tr in next 3 tr, ch 10, sc in next loop, ch 10, skip next tr, tr in next 3 tr, 2 tr in next tr, ch 10, skip next tr, sc in next tr, ch 10, skip next tr, 2 tr in next tr. Repeat from * around. Join. **11th rnd:** Ch 4, tr in same place as sl st, * tr in next 3 tr, (ch 10, sc in next loop) twice; ch 10, skip next tr, tr in next 3 tr, 2 tr in next tr, sc in next loop, *Continued on page 13*





Party Frills - - - - - No. D-132

MATERIALS: J. & P. COATS OR CLARK'S O.N.T. BEST SIX CORD MERCERIZED CROCHET, Size 30: **Small Ball:** J. & P. COATS—7 balls of White or Ecru, or 9 balls of any color, or CLARK'S O.N.T.—11 balls of White or Ecru, or 15 balls of any color . . . Steel Crochet Hook No. 10.

Doily measures 22 inches in diameter

Starting at center, ch 10. Join with sl st to form ring. **1st rnd:** Ch 4, 31 tr in ring. Join. **2nd rnd:** Sc in same place as sl st, * ch 5, skip 1 tr, sc in next tr. Repeat from * around. Join. **3rd rnd:** Sl st to center of next loop, sc in same loop, * ch 13, sc in next loop. Repeat from * around. Join. **4th rnd:** * 7 sc in next loop, (ch 7, sl st in 4th ch from hook—ch 3 and picot made) twice; ch 1, picot, ch 3, picot, ch 3, 7 sc in same loop. Repeat from * around. Join and break off. **5th rnd:** Attach thread to ch-1 sp between picots at top of any loop, ch 12, * dc in next

ch-1 sp of next loop, ch 9. Repeat from * around. Join to 3rd ch of ch-12. **6th rnd:** Ch 6, dc in same place as sl st, * ch 3, skip 4 ch, in next ch make dc, ch 3 and dc; ch 3, in next dc make dc, ch 3 and dc. Repeat from * around. Join. **7th rnd:** Sl st in next sp, ch 4, in same sp make tr, ch 3 and 2 tr; * ch 3, skip next sp, in next sp make 2 tr, ch 3 and 2 tr. Repeat from * around. Join. **8th rnd:** Sl st in next tr and in next sp, ch 3, in same sp make 2 tr, d tr, 2 tr and dc; * ch 3, dc in next sp, ch 3, in next sp make dc, 2 tr, d tr, 2 tr and dc. Repeat from * around. Join. **9th rnd:** Sl st in next 3 sts, ch 14, * d tr in d tr of next scallop, ch 9. Repeat from * around. Join to 5th ch of ch-14. **10th rnd:** 10 sc in each sp around. Join. **11th rnd:** * Ch 3, picot, ch 5, picot, ch 3, skip 4 sc, sc in back loop of next sc. Repeat from * around. Join. **12th rnd:** Sl st to center of loop (between 2 picots), * ch 3, picot, ch 5, picot, ch 3, sc between picots on next loop.

Repeat from * around. Join. **13th to 18th rnds incl:** Repeat 12th rnd. **19th rnd:** Sl st to center of next loop, ch 17, * d tr in next loop between picots, ch 12. Repeat from * around. Join. **20th rnd:** 15 sc in each sp around. Join.

LARGE RUFFLE . . . 1st rnd: * Ch 5, sc in next sc. Repeat from * around. Join. **2nd, 3rd and 4th rnds:** Sl st to center of next loop, sc in same loop, * ch 5, sc in next loop. Repeat from * around. Join. **5th to 9th rnds incl:** Repeat 2nd rnd, making ch-6 loops, instead of ch-5 loops. **10th to 13th rnds incl:** Repeat 2nd rnd, making ch-7 loops. **14th to 17th rnds incl:** Make ch-8 loops around. Join and break off at end of 17th rnd.

SMALL RUFFLE . . . Attach thread to front loop of any sc on 10th rnd and, picking up front loop only, work as for Large Ruffle until 13 rnds are completed. Break off. Starch lightly and press.

Flying Comet - - - - - No. D-136

MATERIALS: J. & P. COATS OR CLARK'S O.N.T. BEST SIX CORD MERCERIZED CROCHET, Size 30: **Small Ball:** J. & P. COATS—3 balls of White or Ecru, or CLARK'S O.N.T.—4 balls of White or Ecru . . . Steel Crochet Hook No. 10.


Doily measures 13 inches in diameter

Starting at center, ch 9. Join with sl st to form ring. **1st rnd:** 16 sc in ring, sl st in first sc made. **2nd rnd:** Sc in same place as sl st, * ch 5, skip 1 sc, sc in next sc. Repeat from * around, ending with ch 5, sl st in first sc. **3rd rnd:** Sc in same place as sl st, * 2 sc in ch-5 sp, ch 4, sc in next sc. Repeat from * around, ending with sl st in first sc. **4th to 15th rnds incl:** * Sc in next sc and in each remaining sc of sc group, 2 sc in ch-4 sp, ch 4, skip first sc of next sc-group. Repeat from *

around (15 sc in each sc group on last rnd). Join as before. **16th rnd:** * Sc in next 13 sc, ch 4, sc in ch-4 sp, ch 4, skip next sc. Repeat from * around. Join. **17th rnd:** * Sc in next 11 sc, (ch 5, sc in next loop) twice; ch 5, skip next sc. Repeat from * around. Join. Continue in this manner, having 2 sc less in each sc group and 1 loop more between sc groups on each rnd, until 1 sc remains in each sc group, ending with ch 2, dc in first sc. Now work as follows: **1st rnd:** * Ch 2, sc in next loop, (ch 5, sc in next loop) 7 times. Repeat from * around, ending with ch 2, dc in dc. **2nd rnd:** * Ch 5, skip ch-2 loop, sc in next loop, (ch 5, sc in next loop) 6 times. Repeat from * around, ending as previous rnd. **3rd and 4th rnds:** * Ch 5, sc in next loop. Repeat from * around, ending with ch 2, dc in dc. **5th rnd:** Ch 5, sc in next loop, * ch 5, 6 dc in next loop; (ch 5, sc in next loop) 6 times. Repeat from * around. Join as before.

6th rnd: (Ch 5, sc in next loop) twice; * ch 5, sc between 3rd and 4th dc of dc group, (ch 5, sc in next loop) 7 times. Repeat from * around. Join. **7th rnd:** * Ch 5, sc in the next loop. Repeat from * around. Join. **8th rnd:** * Ch 5, sc in next loop. Repeat from * around, ending with ch-5, sl st in dc. **9th rnd:** 6 sc in each loop around.

RUFFLE . . . 1st rnd: * Ch 5, skip 1 sc, sc in next sc. Repeat from * around. Join. **2nd to 5th rnds incl:** Sl st to center of next loop, sc in same loop, * ch 5, sc in next loop. Repeat from * around. Join. **6th to 10th rnds incl:** Sl st to center of next loop, sc in same loop, * ch 6, sc in next loop. Repeat from * around. Join. **11th to 18th rnds incl:** Repeat 2nd rnd, making ch-7 loops on the 11th to 15th rnds incl, ch-8 loops on 16th rnd, ch-9 loops on 17th rnd and ch-10 loops on 18th rnd. Join and break off. Starch lightly and press.



Pole Star


No. D-133

Illustrated on Back Cover

MATERIALS: J. & P. COATS OR CLARK'S O.N.T. BEST SIX CORD MERCERIZED CROCHET, Size 30: **Small Ball:** J. & P. COATS—7 balls of White or Ecru, or 9 balls of any color, or CLARK'S O.N.T.—11 balls of White or Ecru, or 15 balls of any color . . . Steel Crochet Hook No. 10.

Centerpiece measures 28 inches in diameter

Starting at center, ch 9. Join with sl st to form ring. **1st rnd:** Ch 9, (tr in ring, ch 5) 5 times. Join to 4th ch of ch-9. **2nd rnd:** Sl st in next sp, ch 4, 6 tr in same sp, * ch 5, 7 tr in next sp. Repeat from * around, ending with ch 5. Join. **3rd rnd:** Ch 4, tr in next 6 tr, * ch 5, tr in next sp, ch 5, tr in next 7 tr. Repeat from * around. Join. **4th rnd:** Ch 4, tr in next 6 tr, * (ch 5, tr in next sp) twice; ch 5, tr in next 7 tr. Repeat from * around. Join. **5th to 10th rnds incl:** Work as for 4th rnd, having 1 sp more between tr groups on each rnd. **11th rnd:** Ch 9, * skip next tr group, 7 tr in next sp, (ch 5, tr in next sp) 7 times; ch 5, 7 tr in next sp, ch 5. Repeat from * around, ending with 6 tr in last sp, sl st in 4th ch of ch-9. **12th rnd:** Sl st in next 3 ch, ch 9, * 7 tr in next sp, (ch 5, tr in next sp) 6 times; ch 5, 7 tr in next sp, ch 5, tr in next sp, ch 5. Repeat from * around, ending with ch 2, dc in 4th ch of ch-9. **13th rnd:** Ch 9, tr in next sp, * ch 5, 7 tr in next sp, (ch 5, tr in next sp) 5 times; ch 5, 7 tr in next sp, (ch 5, tr in next sp) twice. Repeat from * around. Join as for last rnd. **14th rnd:** Ch 10, (tr in next sp, ch 6) twice; * 7 tr in next sp, (ch 5, tr in next sp) 4 times; ch 5, 7 tr in next sp, (ch 6, tr in next sp) 3 times; ch 6. Repeat from * around, ending with ch 3, dc in 4th ch of ch-10. **15th rnd:** Ch 11, (tr in next sp, ch 7) 3 times; * 7 tr in next sp, (ch 5, tr in next sp) 3 times; ch 5, 7 tr in next sp, (ch 7, tr in next sp) 4 times; ch 7. Repeat from * around, ending with ch 3, tr in 4th ch of ch-11. **16th rnd:** Ch 12, (tr in next sp, ch 8) 4 times; * 7 tr in next sp, (ch 5, tr in next sp) twice; ch 5, 7 tr in next sp, (ch 8, tr in next sp) 5 times; ch 8. Repeat from * around, ending with ch 4, tr in 4th ch of ch-12. **17th rnd:** Ch 12, (tr in next sp, ch 8) 5 times; * 7 tr in next sp; ch 5, tr in next sp, ch 5, 7 tr in next sp, (ch 8, tr in next sp) 6 times; ch 8. Repeat from * around, joining as last rnd. **18th rnd:** Ch 13, (tr in next sp, ch 9) 6 times;



* 7 tr in next sp, ch 5, 7 tr in next sp, (ch 9, tr in next sp) 7 times; ch 9. Repeat from * around, ending with ch 4, d tr in 4th ch of ch-13. **19th rnd:** Ch 13, (tr in next sp, ch 9) 7 times; * 7 tr in next sp, (ch 9, tr in next sp) 8 times; ch 9. Repeat from * around, joining as last rnd. **20th rnd:** Ch 14, (tr in next sp, ch 10) 8 times; * skip 3 tr of next tr group, tr in next tr, (ch 10, tr in next sp) 9 times; ch 10. Repeat from * around. Join as before. **21st rnd:** Ch 15, * tr in next sp, ch 11. Repeat from * around. Join with sl st to 4th ch of ch-15. **22nd rnd:** 15 sc in each sp around. Join.

RUFFLE . . . 1st rnd: * Ch 7, sc in next sc. Repeat from * around. Join. **2nd and 3rd rnds:** Sl st to center of next loop, ch 9, * tr in next loop, ch 5. Repeat from * around. Join with sl st to 4th ch of ch-9. **4th, 5th and 6th rnds:** Sl st to center of next sp, ch 11, * tr in next sp, ch 7. Repeat from * around. Join. **7th, 8th and 9th rnds:** Sl st to center of next sp, ch 13, * tr in next sp, ch 9. Repeat from * around. Join. **10th, 11th and 12th rnds:** Sl st to center of next sp, ch 15, * tr in next sp, ch 11. Repeat from * around. Join and break off. Starch lightly and press.

Easter Lily - - - - - No. D-137

Continued from page 10

ch 10, sc in next loop, 2 tr in next tr. Repeat from * around, ending with sc in last loop. Join. **12th rnd:** Ch 4, tr in same place, * tr in next 3 tr, (ch 10, sc in next loop) 3 times; ch 10, skip next tr, tr in next 3 tr, 2 tr in next tr, sc in next loop, 2 tr in next tr. Repeat from * around. Join. **13th rnd:** Ch 4, holding back on hook the last loop of each tr make tr in next 3 tr, thread over and draw through all loops on hook, * (ch 10, sc in next loop) 4 times; ch 10, skip next tr, holding back on hook the last loop of each tr make tr in next 4 tr, in the next sc and in the following 4 tr, thread over and draw through all loops on hook (cluster made). Repeat from * around, end-

ing with a 5-tr cluster made over last 4 tr and the following sc. Join. **14th rnd:** Sl st to center of next loop, ch 14, * tr in next loop, ch 10. Repeat from * around. Join with sl st to 4th ch of ch-14. **15th rnd:** Ch 4, make 11 tr in each loop around. Join.

RUFFLE . . . 1st rnd: Ch 9, * skip 1 tr, tr in next tr, ch 5. Repeat from * around. Join. **2nd, 3rd and 4th rnds:** Sl st to center of next loop, ch 9, * tr in next loop, ch 5. Repeat from * around. Join. **5th to 8th rnds incl:** Repeat 2nd rnd, having one additional chain on loops of each following rnd. Break off at end of 8th rnd. Starch lightly and press.

Full Bloom

No. D-139

Continued from page 4

on hook); (thread over and draw through 2 loops at a time) 3 times; ch 10, dc in next ch-7 loop, ch 10. Repeat from * around. Join last ch-10 to 3rd ch of ch-13.

RUFFLE . . . 1st rnd: Sl st in next 3 ch, ch 3, in same sp make dc, ch 3 and 2 dc; * ch 5, in next sp make 2 dc, ch 3 and 2 dc. Repeat from * around, joining last ch-5 with sl st to 3rd st of starting chain. **2nd rnd:** Ch 4, * dc in next dc, ch 1, in next sp make dc, ch 3 and dc; (ch 1, dc in next dc) twice; ch 2, dc in next sp, ch 2, dc in next dc, ch 1. Repeat from * around. Join. **3rd rnd:** Ch 4, * (dc in next dc, ch 1) twice; in ch-3 sp make dc, ch 3 and dc; (ch 1, dc in next dc) 3 times; (ch 2, dc in next dc) twice; ch 1. Repeat from * around. Join. **4th rnd:** Ch 4, * (dc in next dc, ch 1) 3 times; in ch-3 sp make dc, ch 3 and dc; (ch 1, dc in next dc) 4 times; (ch 2, dc in next dc) twice; ch 1. Repeat from * around. Join. **5th rnd:** Ch 4, * (dc in next dc, ch 1) 4 times; in next sp make dc, ch 3 and dc; (ch 1, dc in next dc) 5 times; (ch 2, dc in next dc) twice; ch 1. Repeat from * around. Join. **6th rnd:** Ch 4, * (dc in next dc, ch 1) 5 times; in next sp make dc, ch 3 and dc; (ch 1, dc in next dc) 6 times; (ch 2, dc in next dc) twice; ch 1. Repeat from * around. Join.

7th rnd: Ch 4, * (dc in next dc, ch 1) 6 times; in next sp make dc, ch 3 and dc; (ch 1, dc in next dc) 7 times; (ch 2, dc in next dc) twice; ch 1. Repeat from * around. Join. **8th rnd:** Ch 4, * (dc in next dc, ch 1) 7 times; in next sp make dc, ch 3 and dc; (ch 1, dc in next dc) 8 times; (ch 2, dc in next dc) twice; ch 1. Repeat from * around. Join. **9th rnd:** * (2 sc in next sp) 8 times; 5 sc in next ch-3 sp of point, (2 sc in next sp) 8 times; (3 sc in next ch-2 sp) twice. Repeat from * once more; (2 sc in next sp) twice; skip previous point, join to point preceding the point that was skipped by making a sl st in 13th sc following the 5-sc group at tip of point; 2 sc in each ch-1 sp, ** 5 sc in ch-3 sp at tip of point, (2 sc in next ch-1 sp) 8 times; (3 sc in next sp) twice; (2 sc in next sp) twice; skip the point just completed, join with sl st to corresponding part of previous point, make 2 sc in each sp to within tip of point. Repeat from ** around. Join and break off. Starch lightly and press.

Zephyr - No. D-135


Continued from page 5

group. Repeat from * around, ending with ch 4, tr in tip of first cluster. **10th rnd:** Ch 13, dc in next loop,

(ch 10, dc in next loop) twice; * ch 6, sc in next loop, ch 6, dc in next loop, (ch 10, dc in next loop) 3 times. Repeat from * around, ending with ch 4, half dc in 3rd st of ch-13. **11th rnd:** Ch 3, sc in same ch as half dc, (ch 3, skip 1 st, sc in next st) 17 times; * ch 8, skip next sc and next 4 ch, sc in next ch, (ch 3, skip next st, sc in next st) 18 times. Repeat from * around. Join.

12th rnd: Sl st to center of next loop, * (ch 3, sc in next loop) 17 times; (ch 6, sc in next loop) twice. Repeat from * around. Join. **13th rnd:** Sl st to center st of second loop, sc in loop, * (ch 3, sc in next loop) 14 times; ch 6, skip next ch-3 loop, sc in next loop, ch 6, sc in next loop, ch 6, skip next ch-3 loop, sc in next loop. Repeat from * around, ending with ch 3, dc in first sc. **14th rnd:** * Ch 6, skip next ch-3 loop, sc in next loop, (ch 3, sc in next loop) 11 times; (ch 6, sc in next ch-6 loop) 3 times. Repeat from * around, ending with ch 3, dc in dc. **15th rnd:** Ch 6, sc in next loop, * ch 6, skip next ch-3 loop, sc in next loop, (ch 3, sc in next loop) 8 times; (ch 6, sc in next ch-6 loop) 4 times. Repeat from * around. Join as before. **16th rnd:** (Ch 7, sc in next loop) twice; * ch 7, skip next ch-3 loop, sc in next loop, (ch 3, sc in next loop) 5 times; (ch 7, sc in next ch-6 loop) 5 times. Repeat from * around, ending with ch 3, tr in dc. **17th rnd:** (Ch 7, sc in next loop) 3 times; * ch 7, skip 1 loop, sc in next loop, ch 5, skip next loop, sc in next loop, (ch 7, sc in next ch-7 loop) 6 times. Repeat from * around, ending with ch 3, tr in tr. **18th rnd:** Ch 11, tr in next loop, * ch 7, tr in next loop. Repeat from * around. Join last ch 7 to 4th st of ch-11. **19th rnd:** 9 sc in each sp around. Join.

RUFFLE . . . 1st rnd: Ch 10, * skip 1 sc, tr in next sc, ch 6. Repeat from * around, ending with ch 3, dc in 4th ch of ch-10. **2nd and 3rd rnds:** Ch 10, * tr in next sp, ch 6. Repeat from * around, ending with ch 3, dc in 4th ch of ch-10. **4th, 5th and 6th rnds:** Ch 11, * tr in next sp, ch 7. Repeat from * around, ending with ch 3, tr in 4th ch of ch-11. **7th, 8th and 9th rnds:** Ch 12, * tr in next sp, ch 8. Repeat from * around, ending with ch 4, tr in 4th ch of ch-12. **10th to 14th rnds incl:** Ch 13, * tr in next sp, ch 9. Repeat from * around, ending with ch 4, d tr in 4th ch of ch-13. Join and break off. Starch lightly and press.



Whirlpool No. D-141

Continued from page 9

sc, ch 5 and sc. Repeat from * around. Join.

19th rnd: Sl st in next 2 ch and in same loop, ch 10, * skip next loop, dc in next loop, ch 7. Repeat from * around. Join last ch 7 with sl st to 3rd ch of ch-10. **20th rnd:** Sl st in next ch, sc in same loop, ch 6, sc in same loop, * ch 6, in next loop make sc, ch 6 and sc. Repeat from * around. Join. **21st rnd:** Sl st in next 3 ch and in same loop, ch 12, * skip next loop, tr in next loop, ch 8. Repeat from * around. Join. **22nd rnd:** Sl st in next 2 ch, sc in same loop, ch 5, sc in same loop, * ch 5, in next loop make sc, ch 5 and sc. Repeat from * around. Join. **23rd, 24th and 25th rnds:** Sl st in next 2 ch, sc in same loop, * ch 5, sc in next loop. Repeat from * around. Join. **26th rnd:** Repeat 17th rnd. **27th rnd:** Repeat 18th rnd, making ch-4 (instead of ch-5) loops. **28th rnd:** Sl st in next 2 ch, sl st in same loop, ch 8, * skip next loop, dc in next loop, ch 5. Repeat from * around. Join. **29th rnd:** Repeat 18th rnd. **30th and 31st rnds:** Repeat 28th and 29th rnds. **32nd rnd:** Repeat 28th rnd, making ch 6 (instead of ch-5) between dc's. **33rd rnd:** Sl st in next 2 ch, in same loop make sc, ch 5 and sc; * ch 5, in next loop make sc, ch 5 and sc. Repeat from * around. Join. **34th to 37th rnds incl:** Sl st to center of next loop, sc in same loop, * ch 5, sc in next loop. Repeat from * around. Join. **38th rnd:** Sl st to center of next loop, ch 6, * dc in next loop, ch 3. Repeat from * around. Join. **39th rnd:** Sl st in next ch, in same loop make sc, ch 3 and sc; * ch 3, in next loop make sc, ch 3 and sc. Repeat from * around. Join. **40th rnd:** Sl st in next ch, sl st in same loop, ch 6, * skip next loop, dc in next loop, ch 3. Repeat from * around. Join. **41st to 46th rnds incl:** Repeat 39th and 40th rnds alternately, having ch 4 (instead of ch-3) on 44th rnd. **47th rnd:** Repeat 39th rnd.

OUTER RUFFLE . . . 1st rnd: Sc in next loop, * ch 5, sc in same loop, ch 5, sc in next loop. Repeat from * around. Join. **2nd to 5th rnds incl:** Sl st to center of next loop, ch 8, * dc in next loop, ch 5. Repeat from * around. Join last ch 5 with sl st to 3rd st of starting chain. **6th to 10th rnds incl:** Repeat 5th rnd, having ch-9 starting chain and ch-6 loops on 6th rnd, ch-10 starting chain and ch-7 loops on 7th rnd, ch-11 starting chain and ch-8 loops on 8th rnd, ch-12 starting chain and ch-9 loops on 9th rnd and ch-13 starting chain and ch-10 loops on 10th rnd. Break off.

INNER RUFFLE . . . Attach thread to a loop on 25th rnd, and work exactly as for Outer Ruffle until 7th rnd is completed. Break off. Starch lightly and press.

Waterfall

D-134

Illustrated on Front Cover

MATERIALS: J. & P. COATS OR CLARK'S O.N.T. BEST SIX CORD MERCERIZED CROCHET, Size 30: **Small Ball:** J. & P. COATS—8 balls of White or Ecrú, or 11 balls of any color, or CLARK'S O.N.T.—12 balls of White or Ecrú, or 16 balls of any color . . . Steel Crochet Hook No. 10.

Doily measures 20 inches in diameter

Starting at center, ch 9. Join with sl st to form ring. **1st rnd:** (Ch 7, 4 sc in ring) 4 times. Do not join rnds unless specified. **2nd rnd:** * Ch 7, 4 sc in next loop, sc in next 2 sc. Repeat from * around. **3rd to 19th rnds incl:** * Ch 7, 4 sc in next loop, sc in each sc to within last 2 sc of sc group. Repeat from * around (40 sc in each group on 19th rnd). **20th rnd:** * Ch 7, sc in next loop, (ch 7, skip 3 sc, sc in next sc) 9 times. Repeat from * around (40 loops). **21st rnd:** * Ch 7, sc in next loop. Repeat from * around, ending with sl st in first sc. **22nd to 25th rnds incl:** Sl st to center of next loop, sc in same loop, * ch 8, sc in next loop. Repeat from * around. Join as before. **26th rnd:** Sl st to center of next loop, ch 12, * tr in next loop, ch 8. Repeat from * around. Join to 4th ch of ch-12. **27th rnd:** Sc in same place as sl st, * 9 sc in next sp, sc in next tr. Repeat from * around. Join. **28th rnd:** Sc in same place as sl st, * ch 7, skip 4 sc, sc in back loop of next sc. Repeat from * around. Join. **29th to 32nd rnds incl:** Sl st to center of next loop, sc in same loop, * ch 7, sc in next loop. Repeat from * around. Join. **33rd to 37th rnds incl:** Sl st to center of next loop, sc in same loop, * ch 8, sc in next loop. Repeat from * around. Join. **38th rnd:** Repeat 26th rnd. **39th rnd:** Repeat 27th rnd.



RUFFLE . . . 1st rnd: * Ch 5, sc in next sc. Repeat from * around, ending with ch 2, dc at base of first loop. **2nd to 6th rnds incl:** * Ch 6, sc in next loop. Repeat from * around, ending with ch 3, dc in dc. **7th rnd:** * Ch 7, sc in next loop. Repeat from * around, ending with ch 3, tr in dc. **8th to 12th rnds incl:** * Ch 7, sc in next loop. Repeat from * around, ending with ch 3, tr in tr. **13th to 18th rnds incl:**

* Ch 8, sc in next loop. Repeat from * around, ending with ch 4, tr in tr. Break off.


SMALL RUFFLE . . . 1st rnd: Attach thread to front loop of any sc on 28th rnd, * ch 5, sc in front loop of next sc. Repeat from * around. Work as for Large Ruffle until 12 rnds are completed. Join and break off. Starch lightly and press.

Abbreviations in Crochet

ch	chain	half dc	half double crochet
sl st	slip stitch	tr	treble
st(s)	stitch(es)	bl	block
sc	single crochet	d tr	double treble
sp	space	tr tr	triple treble
dc	double crochet	rnd	round
		incl		inclusive

* (asterisk) . . . Repeat instructions following the asterisk as many times as specified, in addition to the original.

Repeat instructions in parentheses as many times as specified. For example: "(Ch 7, sc in next loop) 4 times" means to make all that is in parentheses 4 times in all.



Ruffled Doilies

